

AGENDA REPORT

FOR: City Council March 14, 2022

TO: Dave Zabell, City Manager City Council Regular Meeting: 3/21/22

FROM: Angela Pashon, Senior Management Analyst Executive

SUBJECT: 2021 Community Survey Highlights

I. REFERENCE(S):

The NCS Report
Full Trends Report
Council Districts Results
Open Participation Survey Results
2021 Community Survey Presentation

II. ACTION REQUESTED OF COUNCIL / STAFF RECOMMENDATIONS:

Discussion

III. FISCAL IMPACT:

IV HISTORY AND FACTS BRIEF:

.

The City has contracted with the National Research Center (NRC) in Colorado every odd year since 2005 to conduct the “National Community Survey” (a trademarked, uniform survey methodology) in Pasco. The survey information has subsequently been part of the information considered by Council in developing goals for the ensuing biennium.

The NRC was again contracted in the latter part of 2021 to conduct the survey for the City. The survey results were compiled, formatted and analyzed in early 2022. The attached documents referenced above report the results of that survey.

The 2021 survey targeted 3,700 randomly selected households with a hybrid collection strategy, traditional mailed and online only options.

Year	Households	Completed by Mail	Completed Online - Spanish	Total Responses	Response Rate	Error Factor
2021	3700	137	14	346	10%	+/- 5%
2019	1700	190	1	207	12%	+/- 7%
2017	1500	196	3	215	15%	+/- 7%

The response rate slightly decreased from prior biennial survey in spite of an increase in sample size, this is likely attributable to a general preoccupation with the rapid run up of the COVID-19 Omicron variant during the time of the survey.

V. DISCUSSION:

Over time, data from the continued use of this survey becomes more meaningful in terms of viewing and understanding trends. While the nature of surveying (using a similar size, but a different sample for each year of the survey) will naturally yield some variance in results, as does the population growth, emerging trends may be identified in some areas while in other areas “things are pretty stable”.

The National Community Survey captures residents' opinions on Pasco's governance and ten central facets of a community:

1. Economy
2. Mobility
3. Community Design
4. Utilities
5. Safety
6. Natural Environment
7. Parks and Recreation
8. Health and Wellness
9. Education, Arts, and Culture
10. Inclusivity and Engagement

When reviewing the report, changes greater than nine percentage points between the 2019 and 2021 surveys is considered to be statistically significant.

Overall ratings continue to remain stable (see page 7 of "The NCS Report") with the exception of overall quality of parks and recreation opportunities, likely attributable to restrictions and reductions in programming over the past two years; and overall quality of the utility infrastructure.

COVID-19 Impacts

The survey was administered during the COVID-19 pandemic, while national benchmark comparisons are provided, it is important to note that much of the benchmark's data was collected prior to the pandemic.

Report Highlights

Quality of Life

Respondents reported higher quality of life in Pasco, increasing excellent/good ratings from 61% to 69%.

City efforts to promote community and organizational successes are likely to be supporting the continued steady increase of Pasco's overall image/reputation.

Governance

Respondents reported a significant decrease in the value of services for taxes paid to Pasco (2019-50%; 2021-33%) likely attributable to public facilities (including non-City) being closed or limited. With limitations on in-person meetings and limitations on technology, respondents also reported lower levels of satisfaction for City of Pasco welcoming resident involvement (2019-49%; 2021-37%) and treating residents with respect (2019-60%; 2021-48%).

Economy

Respondents indicate that Pasco's economy should be a top priority for the City for the next two years. At least half of respondents provided favorable reviews of the City's overall economic health, economic development, and overall quality of business and service establishments.

Positive reviews of Pasco as a place to work increased since 2019 (from 56% to 67%), as did ratings for the city's employment opportunities (from 47% to 56%).

Ratings for the variety of business and service establishments dipped from 54% to 45% and the vibrancy of Pasco's downtown/commercial area also decreased (from 29% to 19%).

Mobility

Respondents reported similar level of satisfaction of the overall quality of the transportation system however reported lower satisfaction for traffic flow on major streets (from 41% to 29%); ease of public parking (66% to 49%); and ease of travel by bicycle (from 44% to 33%).

This has been a priority area of staff over the past several years with significant efforts to complete the City's first Transportation Master Plan this year.

Community Design

43% of respondents rated the overall design or layout of Pasco's residential and commercial areas as excellent or good, down from 51% in 2019. Areas of focus include well-planned residential growth, public places where people want to spend time, variety of housing options, and the availability of affordable quality housing.

This has also been a priority for staff with efforts including securing 20-years of sales tax revenue through HB 1406 which may be used for the acquisition, rehabilitation or construction of affordable housing; the operation and maintenance cost of new units of affordable or supportive housing; or rental assistance to tenants that are at or below the 60% of the area median income. Additionally, staff are also beginning a Housing Capacity Plan to be funded through the State.

Utilities

Respondents excellent/good rating of Pasco's utility billing increased 10% in 2021 (from 54% to 64%).

The overall quality of utility infrastructure decreased (from 74% to 64%) however, utility services generally remained stable with the exception of quality of drinking water which returned to historic levels this cycle (2019-82%; 2021-66%).

Safety

Responses identified public safety as an area of continued importance. It is important to highlight several recent actions/activities when reviewing data for this facet; these include:

- 2021 State Legislative actions related to police response
- 2021 Washington State Supreme Court Blake decision (possession of controlled substances)
- National dialogue on police reform

Respondents ratings in this facet decreased after remaining steady for the last several survey cycles. Respondents indicated a decreased feeling of safety in Pasco downtown/commercial area during the day (48%-2021; 66%-2019); and decrease in quality of crime prevention services (46%-2021; 61%-2019).

Additional areas to note are decreases in ambulance and emergency medical services (69%-2021; 82%-2019) and fire prevention and education (58%-2021; 59%-2019) both likely to be attributed to COVID-19 impacts/restrictions.

Natural Environment

50% of respondents rated the overall quality of natural environment as excellent/good.

Parks and Recreation

Quality of parks and recreation opportunities decreased significantly (59%-2019; 43%-2021). Although COVID-19 closures impacted these opportunities, staff is in the final stages of a Park and Recreation Master Plan to create an actionable plan that is in line with the City's projected growth, its newly completed comprehensive land use plan and to identify community needs, gaps and priorities.

Health and Wellness

This facet is one the City does not control but actively participates to influence. Characteristic ratings remained stable.

Education, Arts, and Culture

This facet is influenced by the ability to gather, something that remained limited since the last community survey. As would be expected favorable ratings decreased.

Inclusivity and Engagement

As seen since 2020, discussions around diversity, equity, and inclusion have been at the top of our residents, and the City's, minds. Although a decrease was seen in the community valuing/respecting residents from diverse backgrounds (67%-2019; 49%-2021), Pasco remains similar to national benchmarks. Other areas where decreases are seen such as neighborliness of residents (49%-2019; 39%-2021); opportunities to participate in social events and activities (42%-2019; 30%-2021) and opportunities to volunteer (55%-2019; 37%-2021) can also be attributed to COVID-19 restrictions.

Policy Questions

Short-Term Rentals Program: "Short-term rentals (overnight accommodations of less than 30 consecutive days, such as those provided by Airbnb, VRBO, FlipKey, etc.) are not currently permitted in Pasco. The City is considering creating an inspection program to manage short-term rentals, which would require hiring additional City staff to complete inspections and process licenses. Please indicate how much you would support or oppose adding City staff to manage a short-term rental program in our community."

- 19% strongly support adding staff to manage short-term rental program.
- 31% somewhat support adding staff to manage short-term rental program.
- 18% somewhat oppose adding staff to manage short-term rental program.
- 17% strongly oppose adding staff to manage short-term rental program.
- 15% responded "don't know"

Mental Health Sales Tax: "Mental health includes a broad spectrum of social, psychological, emotional, and behavioral traits. Funding resources for the prevention and/or treatment for conditions such as substance abuse or mental illness remains limited. Please indicate how much you would support or oppose a

one-tenth of a percent sales tax to fund additional mental health services in the city of Pasco."

- 42% strongly support sales tax for mental health.
- 31% somewhat support sales tax mental health.
- 8% somewhat oppose sales tax mental health.
- 12% strongly oppose sales tax mental health.
- 7% responded "don't know"

Regulation Changes to Allow Retail Marijuana: "In 2012, Washington voters approved a ballot initiative to regulate, license, and tax the production, processing, and sale of marijuana. Local jurisdictions have the option to prohibit or designate zones for state-licensed marijuana businesses. These businesses are currently prohibited in the city of Pasco. Council is now considering revisiting this prohibition. Please indicate how much you would support or oppose changing regulations to allow retail marijuana sales and related operations within Pasco city limits?"

- 25% strongly support changes to regulations.
- 20% somewhat support changes to regulations.
- 9% somewhat oppose changes to regulations.
- 37% strongly oppose changes to regulations.
- 9% responded "don't know"

Self-Select Online Participation

For the fourth consecutive cycle, the City provided the option for the public to self-select online participation in the survey. There were 208 survey responses (289-2019; 131-2017) for this option, a decrease of 28% over 2019. Results of the self-select survey are included in the documents under the title "Council Districts Results."

For comparison purposes, the following includes the statistically valid responses for as compared to the open participation survey:

Quality of Life	Statistically Valid Survey	Open Survey Participation
Overall quality of life	69%	72%
Overall image/reputation	37%	42%
Recommend Pasco as a place to live	76%	83%
Remain in Pasco next 5 years	79%	87%
Pasco as a place to visit	35%	48%

Pasco as a place to work	67%		64%
City Services & Systems	Statistically Survey	Valid	Open Survey Participation
Overall customer service by City employees	57%		66%
Quality of services provided by City	61%		61%
Value of services for taxes paid to City	33%		43%
Overall direction City is taking	56%		51%
Overall confident in Pasco government	44%		41%
Utility billing	64%		67%
Police services	61%		70%
Ambulance or emergency medical services	69%		86%
Fire services	77%		88%
Overall transportation system	51%		48%
Overall feeling of safety	57%		48%
Economic Development	Statistically Survey	Valid	Open Survey Participation
Variety of businesses and service establishments	45%		47%
Vibrancy of downtown/commercial area	19%		28%
Employment opportunities	56%		51%
Shopping opportunities	37%		29%
Engagement	Statistically Survey	Valid	Open Survey Participation
Contacted the City for help or information last 12 months	51%		56%
Attended a local public meeting	14%		28%

Valuing/respecting residents from diverse backgrounds	49%	52%
Openness and acceptance of the community toward people of diverse backgrounds	43%	57%
Policy Questions	Statistically Valid Survey	Open Participation Survey
How much you would support or oppose adding City staff to manage a short-term rental program in our community?	50%	78%
How much do you support or oppose a one-tenth of a percent sales tax to fund additional mental health services in the city of Pasco?	73%	84%
How much do you would support or oppose changing regulations to allow retail marijuana sales and related operations within Pasco city limits?	45%	68%

Council will note that, while there are variations, the online open participation survey results are generally keeping with the results of the random survey. These results are consistent with 2019 online open participation survey results.

The survey tracks results by City Council voting district (Council District Report). Council may find areas of interest/concern from within individual voting districts. As a caution, given the relatively small numbers of respondents in some districts, the numbers should be weighed accordingly.

	2021	2019	2017
District 1	23	13	21
District 2	28	22	21
District 3	49	60	50
District 4	43	35	35
District 5	37	54	71
District 6	22	23	17

Survey Participation

Regarding survey participation, 57% of the statistically valid survey respondents and 51% of the open participation respondents identified as not Hispanic (similar to 2019).

The option to completed the survey (statistically valid and open participation) in Spanish was available as an online option:

Completed in Spanish	Statistically Valid	Open Participation
2021	14	2
2019	2	0

In addition to the attached reports, results are also [available online](#) which can be organized by age, sex, race & Hispanic origin, housing tenure, housing type, length of residency, presence of children/older adults, and area (Council District).

Full trends

This table contains the trends over time for the City of Pasco. The combined "percent positive" responses for each survey year are presented (e.g., excellent/good or yes). If an item was not included during an administration of the survey, no percentage will be shown in the table. If the difference between the 2019 and 2021 surveys is greater than nine percentage points, the change is statistically significant.

It is important to note that in 2020, The NCS survey was updated to include new and refreshed items. Consequently, some of the trends may be impacted due to wording modifications that could have potentially altered the meaning of the item for the respondent.

[illegible]

Please rate the job you feel the Pasco community does at each of the following.	Attracting people from diverse backgrounds	54% 53%
	Valuing/respecting residents from diverse backgrounds	67% 49%
	Taking care of vulnerable residents	44% 42%
Please rate each of the following in the Pasco community.	Overall quality of business and service establishments	58% 54% 38% 43% 42% 59% 56%
	Variety of business and service establishments	54% 45%
	Vibrancy of downtown/commercial area	18% 14% 23% 29% 19%
	Employment opportunities	39% 33% 48% 40% 28% 37% 45% 47% 56%
	Shopping opportunities	35% 38% 38% 35% 31% 35% 40% 35% 37%
	Cost of living	48% 49% 48% 45% 39%
	Overall image or reputation	46% 35% 37% 32% 28% 23% 34% 35% 37%
Please also rate each of the following in the Pasco community.	Traffic flow on major streets	65% 53% 54% 55% 47% 47% 49% 41% 29%
	Ease of public parking	63% 66% 57% 66% 49%
	Ease of travel by car	73% 64% 72% 72% 67% 72% 66% 74% 64%
	Ease of travel by public transportation	55% 59% 62% 62% 57%
	Ease of travel by bicycle	63% 55% 67% 53% 35% 57% 52% 44% 33%
	Ease of walking	67% 57% 61% 55% 47% 57% 56% 49% 45%
	Well-planned residential growth	45% 36%
	Well-planned commercial growth	43% 42%
	Well-designed neighborhoods	53% 44%
	Preservation of the historical or cultural character of the community	50% 42%
	Public places where people want to spend time	31% 41% 46% 30% 30%
	Variety of housing options	70% 57% 57% 52% 50% 44% 37%
	Availability of affordable quality housing	55% 52% 66% 52% 54% 48% 41% 36% 27%
	Overall quality of new development	73% 65% 73% 66% 54% 44% 52% 62% 50%
	Overall appearance	48% 33% 46% 37% 33% 44% 45% 52% 48%
	Cleanliness	45% 38% 32% 52% 47% 47% 52%
	Water resources	62% 52%
	Air quality	64% 59% 62% 56% 56% 64% 65% 71% 63%
	Availability of paths and walking trails	62% 59% 47% 61% 60% 57% 48%
	Fitness opportunities	53% 49% 59% 53% 46%
	Recreational opportunities	47% 48% 47% 45% 42% 42% 50% 43% 42%
	Availability of affordable quality food	58% 59% 59% 66% 55%

Please also rate each of the following in the Pasco community.	Availability of affordable quality health care	42%	45%	54%	43%	51%	47%	60%	52%	47%
	Availability of preventive health services	53%	49%	43%	53%	57%	53%	46%		
	Availability of affordable quality mental health care	30%	38%	49%	29%	27%				
	Opportunities to attend cultural/arts/music activities	49%	51%	47%	45%	27%	36%	33%	33%	21%
	Community support for the arts								30%	29%
	Availability of affordable quality childcare/preschool	41%	40%	54%	47%	38%	46%	48%	30%	31%
	K-12 education	62%	50%	63%	53%	54%	53%	55%	54%	45%
	Adult educational opportunities	54%	59%	57%	51%	39%				
	Sense of civic/community pride								31%	36%
	Neighborliness of residents	40%	41%	50%	49%	39%				
	Opportunities to participate in social events and activities	57%	50%	29%	41%	44%	42%	30%		
	Opportunities to attend special events and festivals	37%	39%	39%	47%	38%				
	Opportunities to volunteer	72%	58%	45%	53%	60%	55%	37%		
	Opportunities to participate in community matters	58%	51%	37%	47%	45%	34%	36%		
	Openness and acceptance of the community toward people of diver..	54%	56%	63%	57%	45%	48%	66%	49%	43%
Please indicate whether or not you have done each of the following in the last 12 months.	Contacted the City of Pasco for help or information	61%	71%	56%	46%	45%	44%	43%	44%	51%
	Contacted Pasco elected officials to express your opinion	15%	15%	14%	9%	14%				
	Attended a local public meeting	31%	19%	19%	22%	14%	21%	20%	22%	14%
	Watched a local public meeting	45%	41%	39%	47%	30%	29%	36%	26%	34%
	Volunteered your time to some group/activity	41%	43%	40%	38%	35%	37%	22%	31%	27%
	Campaigned or advocated for a local issue, cause, or candidate	20%	27%	18%	15%	16%				
	Voted in your most recent local election	58%	51%	63%	57%				68%	66%
	Used public transportation instead of driving	26%	28%	20%	33%	14%				
	Carpooled with other adults or children instead of driving alone	47%	45%	56%	55%	56%				
	Walked or biked instead of driving	52%	41%	58%	49%	54%				
Please rate the quality of each of the following services in Pasco.	Public information services	55%	58%	65%	57%	51%	63%	53%	55%	50%
	Economic development	49%	53%	47%	46%	43%	41%	40%	55%	52%
	Traffic enforcement	63%	59%	63%	57%	61%	50%	56%	55%	51%
	Traffic signal timing	57%	44%	49%	57%	41%	48%	52%	51%	51%
	Street repair	54%	57%	53%	53%	39%	46%	49%	51%	48%
	Street cleaning	62%	59%	62%	60%	49%	59%	56%	57%	53%
	Street lighting	57%	54%	57%	51%	46%	50%	47%	53%	50%

Please rate the quality of each of the following services in Pasco.	Snow removal	45%	46%	51%	47%	45%	51%	36%	42%	36%
	Sidewalk maintenance	53%	51%	47%	50%	49%	48%	42%	53%	44%
	Bus or transit services	77%	68%	73%	69%	64%	69%	70%	56%	
	Land use, planning and zoning	53%	46%	45%	46%	36%	33%	38%	43%	35%
	Code enforcement	38%	39%	30%	27%	33%	31%	37%	37%	35%
	Affordable high-speed internet access								45%	34%
	Garbage collection	85%	84%	83%	84%	76%	84%	82%	86%	80%
	Drinking water	56%	54%	62%	65%	63%	64%	71%	82%	66%
	Sewer services	69%	71%	73%	76%	65%	77%	76%	81%	75%
	Storm water management	66%	63%	65%	68%	60%	69%	73%	71%	68%
	Power (electric and/or gas) utility									77%
	Utility billing					56%	66%	62%	54%	64%
	Police/Sheriff services	70%	63%	71%	74%	67%	63%	78%	73%	61%
	Crime prevention	56%	43%	57%	56%	50%	45%	62%	61%	46%
	Animal control	53%	45%	43%	37%	46%	36%	47%	53%	41%
	Ambulance or emergency medical services	87%	73%	87%	84%	73%	85%	92%	82%	69%
	Fire services	89%	87%	88%	88%	78%	87%	90%	85%	77%
	Fire prevention and education	68%	70%	62%	65%	68%	69%	58%		
	Emergency preparedness	53%	47%	32%	40%	44%	43%	47%		
	Preservation of natural areas	57%	51%	42%	46%	51%	49%	42%		
	Pasco open space	37%	47%	43%	54%	41%				
	Recycling	65%	52%	51%	43%	34%	32%	46%	24%	18%
	Yard waste pick-up	61%	56%	65%	66%	65%	66%	67%	55%	53%
	City parks	70%	68%	65%	65%	56%	66%	68%	57%	53%
	Recreation programs or classes	69%	59%	56%	53%	45%	50%	53%	44%	34%
	Recreation centers or facilities	59%	53%	51%	53%	38%	56%	50%	32%	37%
	Health services	54%	58%	57%	48%	55%	51%	54%		
	Public library services	68%	74%	76%	61%	69%	79%	77%	75%	71%
	Overall customer service by Pasco employees	58%	60%	68%	71%	55%	57%	61%	59%	57%
Please rate the following categories of Pasco government performance.	The value of services for the taxes paid to Pasco	52%	51%	53%	49%	34%	45%	37%	50%	33%
	The overall direction that Pasco is taking	61%	54%	60%	45%	51%	42%	46%	56%	56%
	The job Pasco government does at welcoming resident involvement	56%	48%	47%	40%	34%	38%	44%	49%	37%

Please rate the following categories of Pasco government performance.	Overall confidence in Pasco government	39%	34%	44%	43%	44%				
	Generally acting in the best interest of the community	40%	43%	43%	51%	48%				
	Being honest	40%	39%	52%	51%	48%				
	Being open and transparent to the public				46%	42%				
	Informing residents about issues facing the community				40%	43%				
	Treating all residents fairly	46%	42%	50%	45%	46%				
	Treating residents with respect				60%	48%				
Overall, how would you rate the quality of the services provided by each of the following?	The City of Pasco	69%	58%	69%	61%	64%	60%	63%	62%	61%
	The Federal Government	50%	41%	50%	42%	36%	44%	36%	39%	36%
Please rate how important, if at all, you think it is for the Pasco community to focus on each of the following in the coming two years.	Overall economic health	83%	89%	91%	92%	89%				
	Overall quality of the transportation system				75%	78%				
	Overall design or layout of residential and commercial areas	56%	74%	74%	87%	90%				
	Overall quality of the utility infrastructure				92%	87%				
	Overall feeling of safety	94%	91%	87%	94%	92%				
	Overall quality of natural environment	68%	75%	70%	88%	74%				
	Overall quality of parks and recreation opportunities				91%	81%				
	Overall health and wellness opportunities	74%	73%	77%	86%	77%				
	Overall opportunities for education, culture, and the arts	81%	81%	78%	86%	73%				
	Residents’ connection and engagement with their community	70%	82%	77%	76%	72%				
In general, how many times do you:	Access the internet from your home				88%	89%				
	Access the internet from your cell phone				90%	96%				
	Visit social media sites				81%	82%				
	Use or check email				92%	93%				
	Share your opinions online				35%	33%				
	Shop online				50%	50%				
	Please rate your overall health.	55%	47%	43%	68%	63%				
	What impact, if any, do you think the economy will have on your fa..	32%	23%	25%	25%	25%	30%	26%	38%	25%

Pasco, WA

The National Community Survey

Report of Results
2021

Report by:



Visit us online!
www.polco.us

About The NCS™

The National Community Survey™ (The NCS™) report is about the “livability” of Pasco. A livable community is a place that is not simply habitable, but that is desirable. It is not only where people do live, but where they want to live. The survey was developed by the experts from National Research Center at Polco.

Great communities are partnerships of the government, private sector, community-based organizations and residents, all geographically connected. The NCS captures residents’ opinions considering ten central facets of a community:

- Economy
- Mobility
- Community Design
- Utilities
- Safety
- Natural Environment
- Parks and Recreation
- Health and Wellness
- Education, Arts, and Culture
- Inclusivity and Engagement

The report provides the opinions of a representative sample of 346 residents of the City of Pasco collected from November 17th, 2021 to January 12th, 2022. The margin of error around any reported percentage is 5% for all respondents and the response rate for the 2021 survey was 10%. Survey results were weighted so that the demographic profile of respondents was representative of the demographic profile of adults in Pasco.

How the results are reported

For the most part, the percentages presented in the following tabs represent the “percent positive.” Most commonly, the percent positive is the combination of the top two most positive response options (i.e., excellent/good, very safe/somewhat safe, etc.). On many of the questions in the survey respondents may answer “don’t know.” The proportion of respondents giving this reply is shown in the full set of responses included in the tab “Complete data.” However, these responses have been removed from the analyses presented in most of the tabs. In other words, the tables and graphs display the responses from respondents who had an opinion about a specific item.

Comparisons to benchmarks

NRC’s database of comparative resident opinion is comprised of resident perspectives gathered in surveys from over 600 communities whose residents evaluated the same kinds of topics on The National Community Survey. The comparison evaluations are from the most recent survey completed in each community in the last five years. NRC adds the latest results quickly upon survey completion, keeping the benchmark data fresh and relevant. The communities in the database represent a wide geographic and population range. In each tab, Pasco’s results are noted as being “higher” than the benchmark, “lower” than the benchmark, or “similar” to the benchmark, meaning that the average rating given by Pasco residents is statistically similar to or different (greater or lesser) than the benchmark. Being rated as “higher” or “lower” than the benchmark means that Pasco’s average rating for a particular item was more than 10 points different than the benchmark. If a rating was “much higher” or “much lower,” then Pasco’s average rating was more than 20 points different when compared to the benchmark.

The survey was administered during the COVID-19 pandemic, a time of challenge for many local governments. While we provide comparisons to national benchmarks, it is important to note that much of the benchmark data was collected prior to the pandemic. This may impact how your City’s 2021 ratings compare to other communities’ ratings from the past five years.



Trends over time

Trend data for Pasco represent important comparison data and should be examined for improvements or declines*. Deviations from stable trends over time represent opportunities for understanding how local policies, programs, or public information may have affected residents' opinions. Changes between survey years have been noted with an arrow and the percent difference. If the difference is greater than nine percentage points between the 2019 and 2021 surveys, the change is statistically significant.

* In 2020, The NCS survey was updated to include new and refreshed items. Consequently, some of the trends may be impacted due to wording modifications that could have potentially altered the meaning of the item for the respondent.

Methods

Selecting survey recipients

All households within the City of Pasco were eligible to participate in the survey. A list of all households within the zip codes serving Pasco was purchased from Go-Dog Direct based on updated listings from the United States Postal Service. Since some of the zip codes that serve the City of Pasco households may also serve addresses that lie outside of the community, the exact geographic location of each housing unit was compared to community boundaries using the most current municipal boundary file. Addresses located outside of the City of Pasco boundaries were removed from the list of potential households to survey. Each address identified as being within city boundaries was further identified as being within one of the six districts. From that list, addresses were randomly selected as survey recipients, with multi-family housing units (defined as those with a unit number) sampled at a rate of 5:3 compared to single family housing units.

An individual within each household was selected using the birthday method. The birthday method selects a person within the household by asking the “person whose birthday has most recently passed” to complete the questionnaire. The underlying assumption in this method is that day of birth has no relationship to the way people respond to surveys. This instruction was contained in the introduction of the survey.

Conducting the survey

The 3,700 randomly selected households received mailings beginning on November 17th, 2021 and the survey remained open for 8 weeks. For 1,700 households, the first mailing was a postcard inviting the household to participate in the survey. The next mailing contained a cover letter with instructions, the survey questionnaire, and a postage-paid return envelope. The final mailing contained a reminder letter, another survey, and a postage-paid return envelope. For the remaining 2,000 households, the first mailing was a postcard inviting the household to participate, followed one week later by a reminder postcard. All mailings included a web link to give residents the opportunity to respond to the survey online. All follow-up mailings asked those who had not completed the survey to do so and those who had already done so to refrain from completing the survey again.

The survey was available in English and Spanish. All mailings contained paragraphs in both languages instructing participants on how to complete the survey in their preferred language.

About 3% of the 3,700 mailed invitations or surveys were returned because the household address was vacant or the postal service was unable to deliver the survey as addressed. Of the remaining 3,588 households that received the invitations to participate, 346 completed the survey, providing an overall response rate of 10%. The response rate was calculated using AAPOR’s response rate #2* for mailed surveys of unnamed persons.

It is customary to describe the precision of estimates made from surveys by a “level of confidence” and accompanying “confidence interval” (or margin of error). A traditional level of confidence, and the one used here, is 95%. The 95% confidence interval can be any size and quantifies the sampling error or imprecision of the survey results because some residents’ opinions are relied on to estimate all residents’ opinions. The margin of error for the City of Pasco survey is no greater than plus or minus five percentage points around any given percent reported for all respondents (346 completed surveys).

In addition to the randomly selected “probability sample” of households, a link to an online open participation survey was publicized by the City of Pasco. The open participation survey was identical to the probability sample survey with two small updates; it included a map at the beginning asking where the respondent lives and a question about where they heard about the survey. The open participation survey was open to all city residents and became available on December 22nd, 2021. The survey remained open for three weeks. The data presented in the following tabs exclude the open participation survey data, but a tab at the end provides the complete frequency of responses to questions by the open participation respondents.

Analyzing the data

Responses from mailed surveys were entered into an electronic dataset using a “key and verify” method, where all responses are entered twice and compared to each other. Any discrepancies were resolved in comparison to the original survey form. Range checks as well as other forms of quality control were also performed. Responses from surveys completed on Polco were downloaded and merged with the mailed survey responses.

The demographics of the survey respondents were compared to those found in the 2010 Census and 2019 American Community Survey estimates for adults in the City of Pasco. The primary objective of weighting survey data is to make the survey respondents reflective of the larger population of the community. The characteristics used for weighting were age, sex, race, Hispanic origin, housing type, housing tenure, and area. No adjustments were made for design effects. Weights were calculated using an iterative, multiplicative raking model known as the ANES Weighting Algorithm.* The results of the weighting scheme for the probability sample are presented in the following table.

NRC aligns demographic labels with those used by the U.S. Census for reporting purposes, when possible. Some categories (e.g., age, race/Hispanic origin, housing type, and length of residency) are combined into smaller subgroups.

		Unweighted	Weighted	Target*
Age	18-34	8%	37%	38%
	35-54	32%	37%	37%
	55+	60%	26%	26%
Area	District 1	5%	12%	12%
	District 2	7%	14%	14%
	District 3	30%	24%	24%
	District 4	20%	21%	21%
	District 5	33%	18%	18%
	District 6	7%	11%	11%
Hispanic origin	No, not Spanish, Hispanic, or Latino	78%	51%	51%
	Spanish, Hispanic, or Latino	22%	49%	49%
Housing tenure	Own	91%	69%	69%
	Rent	9%	31%	31%
Housing type	Attached	7%	29%	29%
	Detached	93%	71%	71%
Race & Hispanic origin	Not white alone	31%	56%	56%
	White alone, not Hispanic or Latino	69%	44%	44%
Sex	Female	49%	49%	49%
	Male	51%	51%	51%
Sex/age	Female 18-34	4%	18%	18%
	Female 35-54	17%	18%	17%
	Female 55+	27%	13%	13%
	Male 18-34	4%	19%	20%
	Male 35-54	15%	19%	19%
	Male 55+	32%	13%	13%

The survey datasets were analyzed using all or some of a combination of the Statistical Package for the Social Sciences (SPSS), R, Python and Tableau. For the most part, the percentages presented in the reports represent the “percent positive.” The percent positive is the combination of the top two most positive response options (i.e., excellent/good, very safe/somewhat safe, essential/very important, etc.), or, in the case of resident behaviors/participation, the percent positive represents the proportion of respondents indicating “yes” or participating in an activity at least once a month.

On many of the questions in the survey respondents may answer “don’t know.” The proportion of respondents giving this reply is shown in the full set of responses included in the tab “Complete data”. However, these responses have been removed from the analyses presented in the reports. In other words, the tables and graphs display the responses from respondents who had an opinion about a specific item.

Contact

The City of Pasco funded this research. Please contact Angela Pashon of the City of Pasco at pashona@pasco-wa.gov if you have any questions about the survey.

Survey Validity

See the Polco Knowledge Base article on survey validity at <https://info.polco.us/knowledge/statistical-vali>

* See AAPOR’s Standard Definitions for more information at

<https://www.aapor.org/Publications-Media/AAPOR-Journals/Standard-Definitions.aspx>

* Pasek, J. (2010). ANES Weighting Algorithm. Retrieved from

<https://web.stanford.edu/group/iriss/cgi-bin/anesrake/resources/RakingDescription.pdf>

* Targets come from the 2010 Census and 2019 American Community Survey

Highlights

Economy continues to be a priority, and items related to employment in Pasco are on the rise.

Residents indicated that Pasco's economy should be a top priority for the City, with nearly 9 in 10 rating it an essential or very important focus area for the next two years. At least half of respondents provided favorable reviews of the City's overall economic health, economic development, and overall quality of business and service establishments. All of these were on par with both the national benchmark comparisons and Pasco's previous survey results. Residents' evaluations related to working in the city were a bright spot in this survey iteration: Positive reviews of Pasco as a place to work increased since 2019 (from 56% to 67% excellent or good), as did ratings for the city's employment opportunities (from 47% to 56%).

A few aspects of the economy experienced slight declines, providing potential opportunities for focus in these other areas. Ratings for the variety of business and service establishments dipped from 54% to 45%, and the vibrancy of Pasco's downtown/commercial area also decreased (from 29% to 19%). In a custom question unique to Pasco's 2021 survey, participants were asked whether they would support changing City regulations to allow retail marijuana sales and related operations within Pasco city limits. Respondents were split on this issue: 45% reported that they strongly or somewhat supported this proposal, while 46% were opposed (most of whom voiced strong opposition), and about 10% didn't know.

While residents generally feel safe in Pasco, declining ratings in this area may indicate an opportunity for growth.

Evaluations within the facet of safety tended to fall below the national benchmarks and Pasco's prior survey results. While 8 in 10 respondents felt safe in their neighborhoods during the day and from natural disasters, both on par with the nation, just over half gave favorable reviews to the overall feeling of safety in Pasco. Residents' self-reported feelings of safety from violent crime (63% very or somewhat safe), property crime (54%), and in Pasco's downtown/commercial area during the day (48%) were all lower than the benchmarks, and the latter two also declined since 2019. Similar downward trends were seen across many safety-related services; ratings for police/sheriff services, crime prevention, animal control, ambulance/EMS, and fire prevention and education all decreased by at least 10% since the previous survey, which may warrant further attention.

Community design is also a focus area for Pasco.

Residents offered high ratings of importance (90% essential or very important) and relatively low ratings of quality (43% excellent or good) to Pasco's overall community design, suggesting that this facet of livability may be an important focus area for the City. While about 7 in 10 residents gave favorable evaluations to their neighborhood as a place to live, roughly half positively reviewed the overall quality of new development and the city's overall appearance. About 4 in 10 were pleased with the overall design or layout of Pasco's residential and commercial areas, well-designed neighborhoods, well-planned commercial growth, and the preservation of the historical or cultural character of the community. The City's code enforcement and land use, planning, and zoning received excellent or good reviews from about one-third of respondents. About 3 in 10 respondents or fewer gave favorable marks to well-planned residential growth, public places where people want to spend time, the variety of housing options, and the availability of affordable quality housing. Further, ratings for several of these items, including affordable quality housing availability, quality of new development, well-planned residential growth, and well-designed neighborhoods, declined from 2019 to 2021.

In a question specific to Pasco's survey this year, residents were asked to indicate their level of support for hiring additional City employees to manage a short-term rental program in the community. Roughly 50% of residents strongly or somewhat supported the proposal to add City staff for this purpose, while about one-third opposed the plan, and 15% abstained from providing an opinion.

Residents value the City's utility infrastructure.

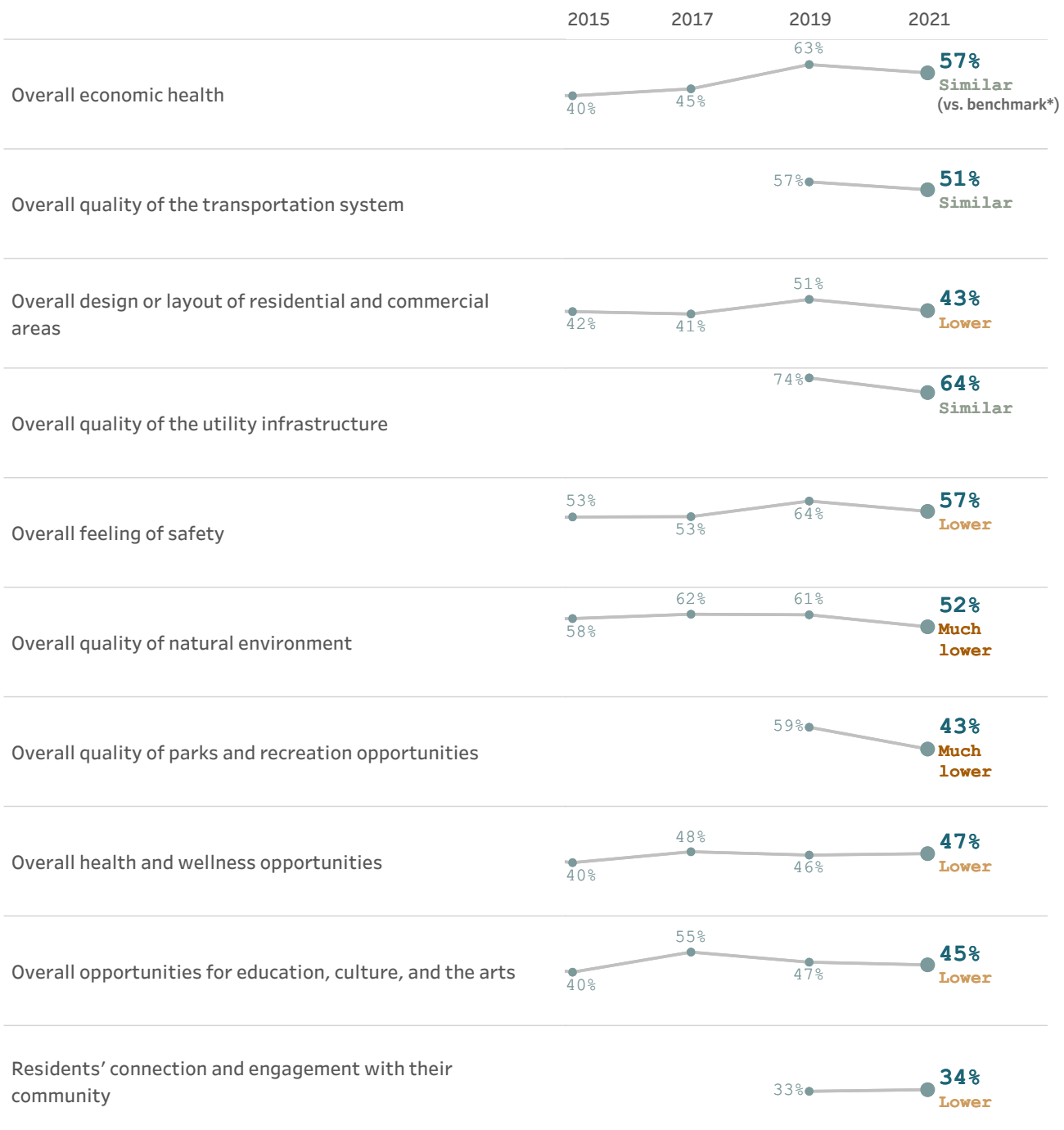
When asked which aspects of the community the City should focus on in the next two years, 87% of residents identified the overall utility infrastructure as a priority. Nearly two-thirds gave high marks to the quality of the utility infrastructure in Pasco, on par with peer comparison communities nationwide. Positive reviews for the City's garbage collection (80% excellent or good), sewer services (75%), and storm water management (68%) remained strong and stable from 2019 results. While most utility ratings held steady over the years, fewer residents provided favorable marks this year to the City's drinking water and affordable high-speed internet access. In contrast, more residents offered positive evaluations for utility billing services this year than in 2019.

Facets of livability

Resident perceptions of quality and importance for each of the facets of community livability provide an overview of community strengths and challenges that are useful for planning, budgeting and performance evaluation.

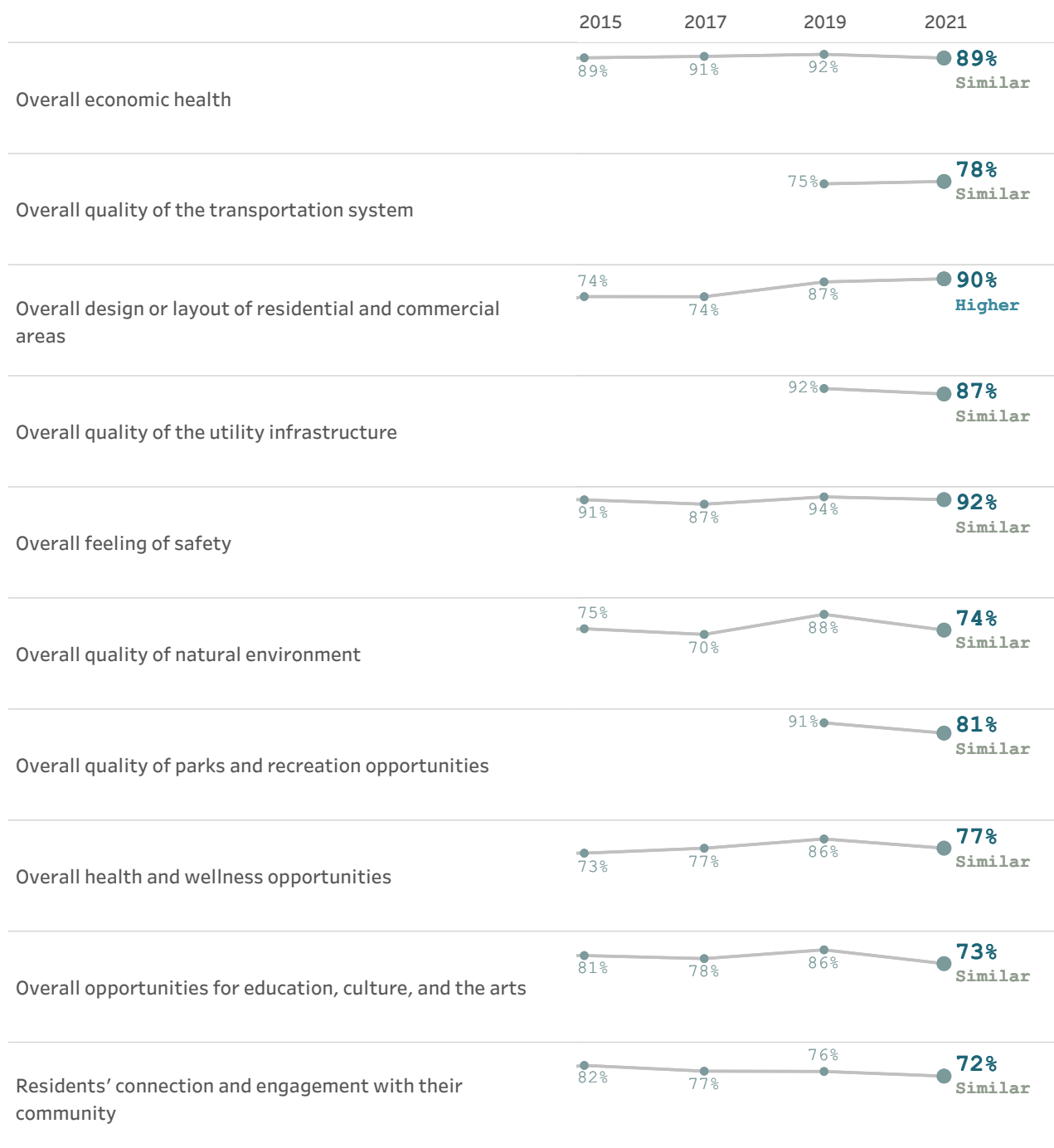
The charts below show the proportion of residents who rated the community facets positively for quality and the priority (importance) placed on each. Also displayed is whether local ratings were lower, similar, or higher than communities across the country (the national benchmark).

Please rate each of the following characteristics as they relate to Pasco as a whole.
(% excellent or good)



Please rate how important, if at all, you think it is for the Pasco community to focus on each of the following in the coming two years.

(% essential or very important)



* Comparison to the national benchmark is shown. If no comparison is available, this is left blank.

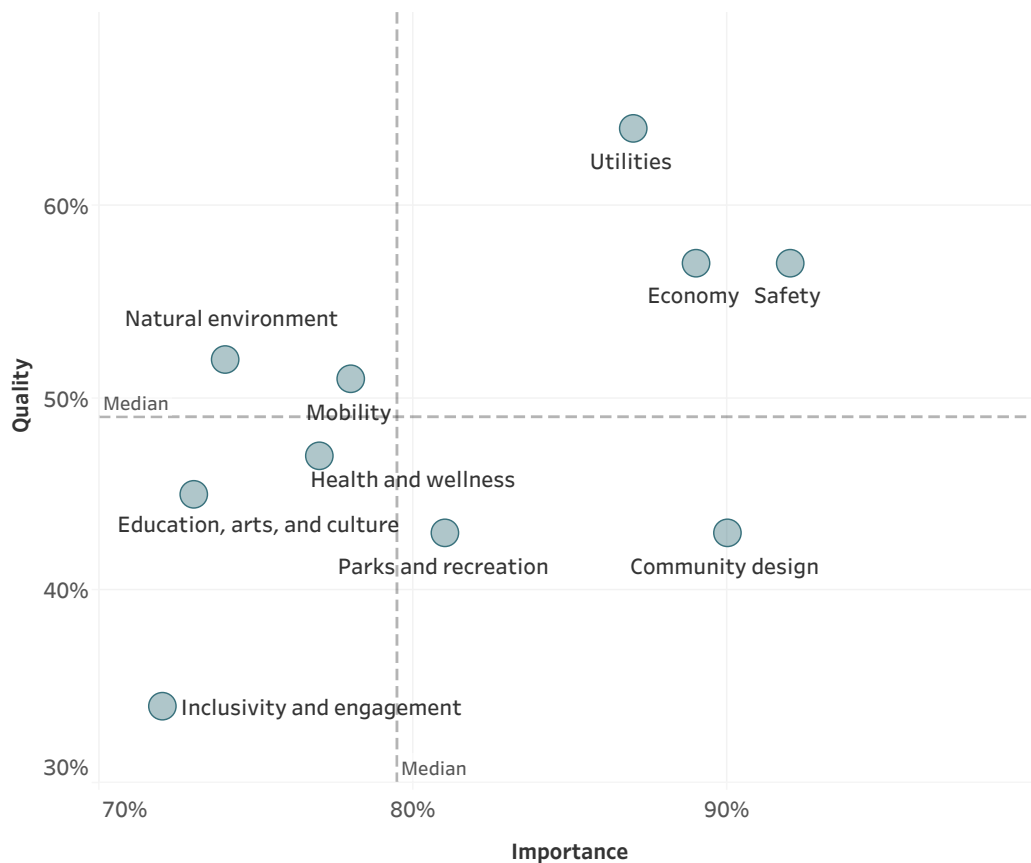
Balancing performance and importance

Every jurisdiction must balance limited resources while meeting resident needs and striving to optimize community livability. To this end, it is helpful to know what aspects of the community are most important to residents and which they perceive as being of higher or lower quality. It is especially helpful to know when a facet of livability is considered of high importance but rated as lower quality, as this should be a top priority to address.

To help guide City staff and officials with decisions on future resource allocation, resident ratings of the importance of services were compared to their ratings of the quality of these services. To identify the services perceived by residents to have relatively lower quality at the same time as relatively higher importance, all services were ranked from highest perceived quality to lowest perceived quality and from highest perceived importance to lowest perceived importance. Some services were in the top half of both lists (higher quality and higher importance); some were in the top half of one list but the bottom half of the other (higher quality and lower importance or lower quality and higher importance); and some services were in the bottom half of both lists.

Services receiving quality ratings of excellent or good by 49% or more of respondents were considered of “higher quality” and those with ratings lower than 49% were considered to be of “lower quality.” Services were classified as “more important” if they were rated as essential or very important by 79% or more of respondents. Services were rated as “less important” if they received a rating of less than 79%. This classification uses the median ratings for quality and importance to divide the services in half.

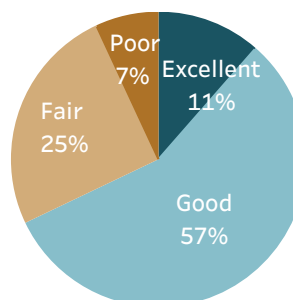
The quadrants in the figure below show which community facets were given higher or lower importance ratings (right-left) and which had higher or lower quality ratings (up-down). Facets of livability falling closer to a diagonal line from the lower left to the upper right are those where performance ratings are more commensurate with resident priorities. Facets scoring closest to the lower right hand corner of the matrix (higher in importance and lower in quality) are those that may warrant further investigation to see if changes to their delivery are necessary to improve their performance. This is the key part of this chart on which to focus. Facets falling in the top left hand corner of the chart (lower in importance but higher in quality) are areas where performance may outscore resident priorities, and may be a consideration for lower resource allocation.



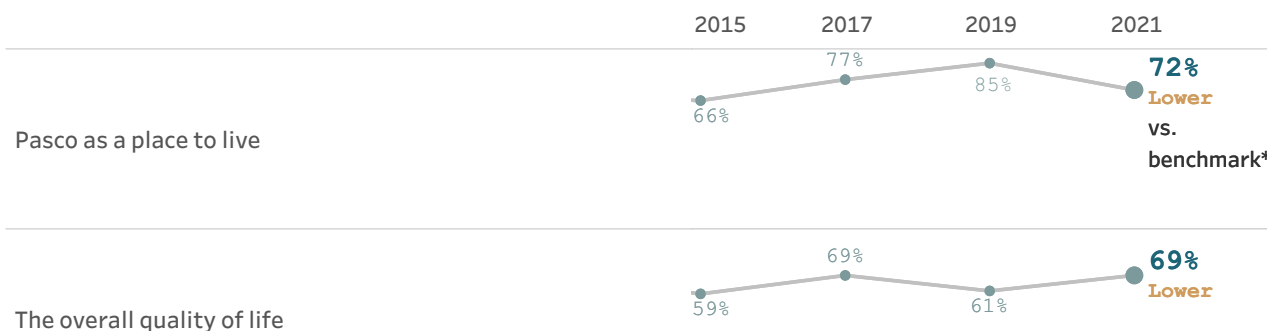
Quality of life

Measuring community livability starts with assessing the quality of life of those who live there, and ensuring that the community is attractive, accessible, and welcoming to all.

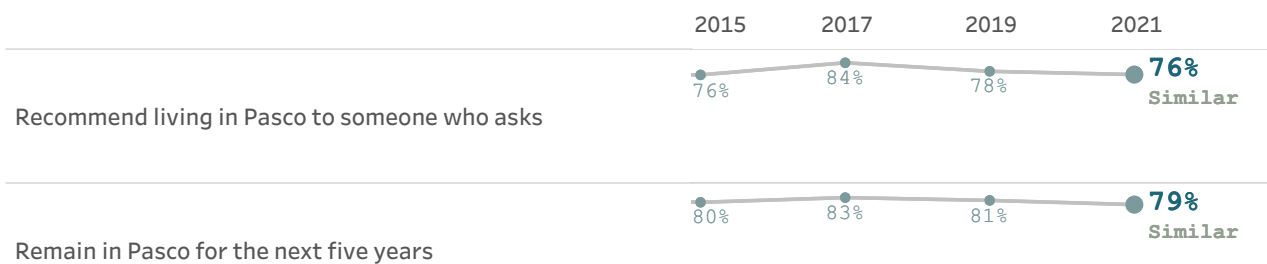
The overall quality of life in Pasco, 2021




Please rate each of the following aspects of quality of life in Pasco.
(% excellent or good)



Please indicate how likely or unlikely you are to do each of the following.
(% very or somewhat likely)



Please rate each of the following in the Pasco community.
(% excellent or good)

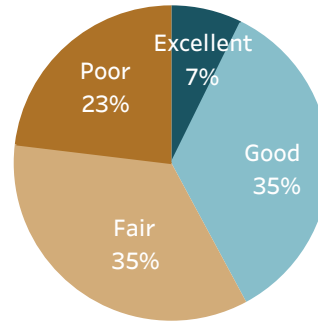


* Comparison to the national benchmark is shown. If no comparison is available, this is left blank.

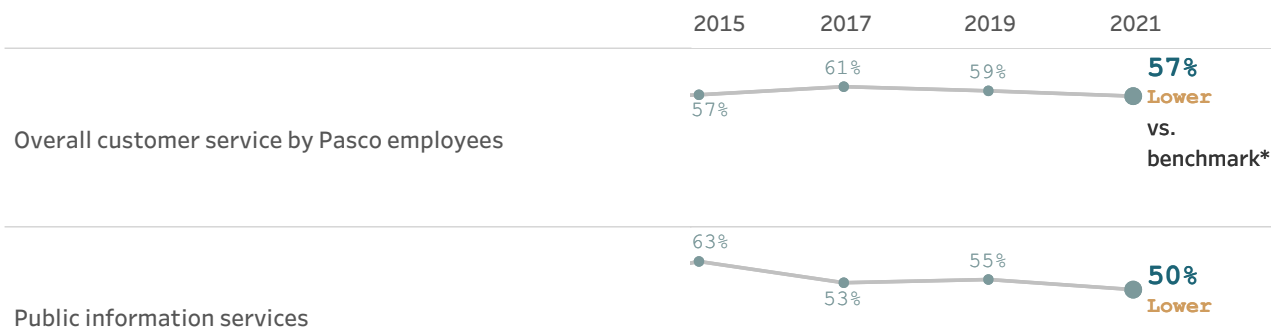
Governance

Strong local governments produce results that meet the needs of residents while making the best use of available resources, and are responsive to the present and future needs of the community as a whole.

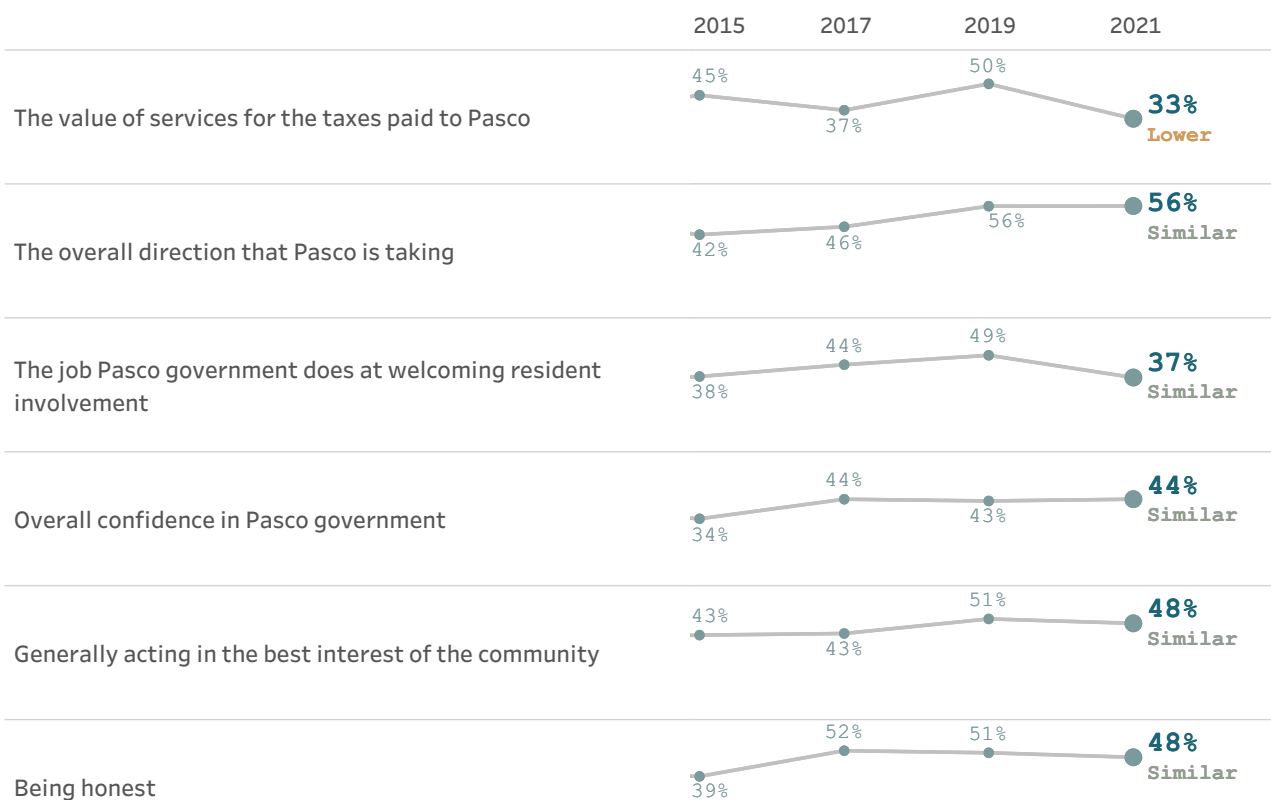
Overall confidence in Pasco government, 2021

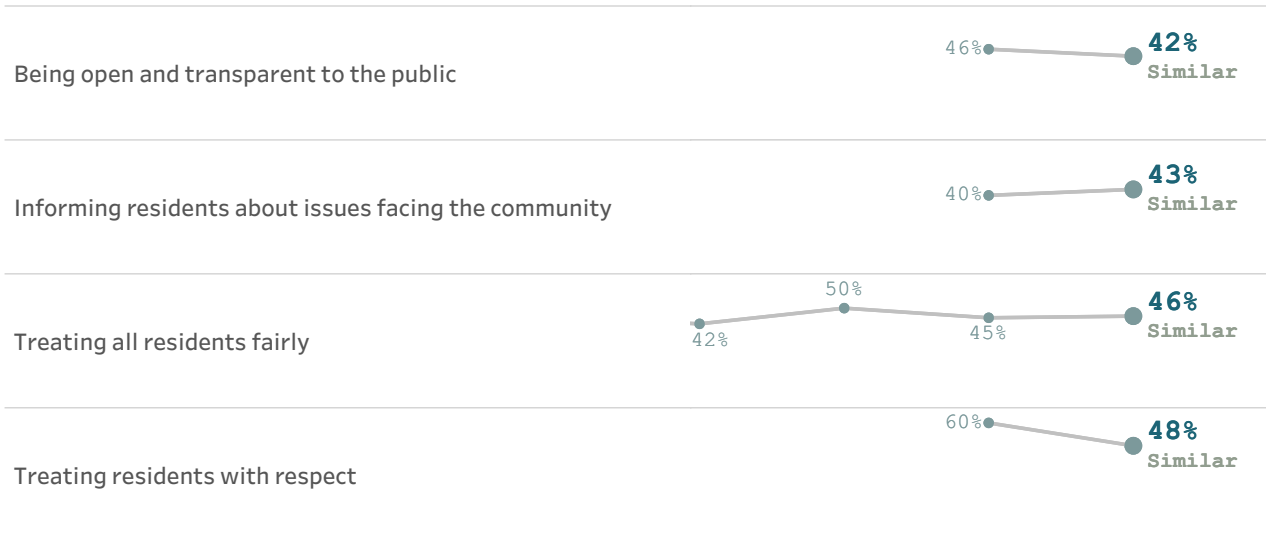


Please rate the quality of each of the following services in Pasco.
(% excellent or good)

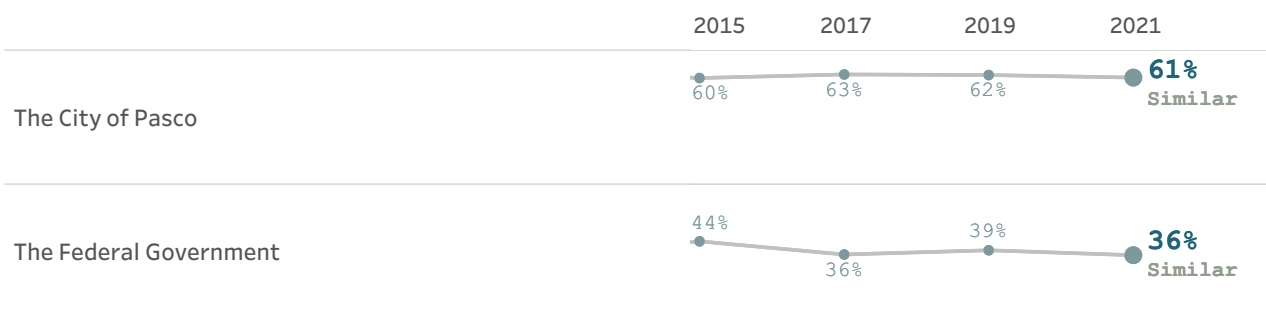


Please rate the following categories of Pasco government performance.
(% excellent or good)





Overall, how would you rate the quality of the services provided by each of the following?
 (% excellent or good)

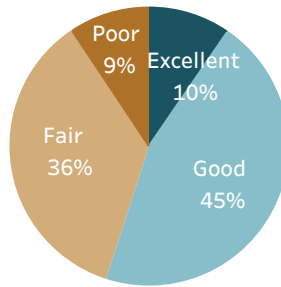


* Comparison to the national benchmark is shown. If no comparison is available, this is left blank.

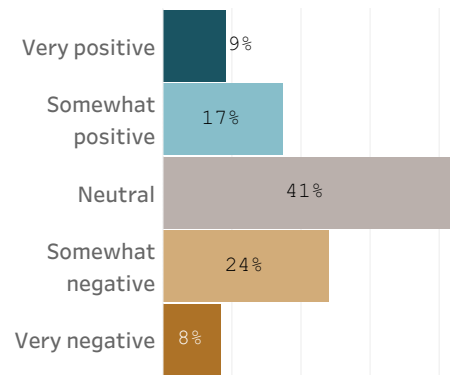
Economy

Local governments work together with private and nonprofit businesses, and with the community at large, to foster sustainable growth, create jobs, and promote a thriving local economy.


Overall economic health of Pasco, 2021



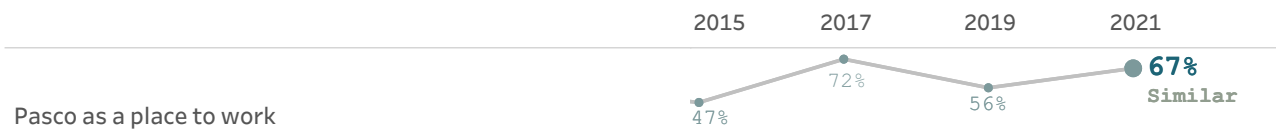
What impact, if any, do you think the economy will have on your family income in the next 6 months? Do you think the impact will be:



Please rate each of the following characteristics as they relate to Pasco as a whole.
(% excellent or good)



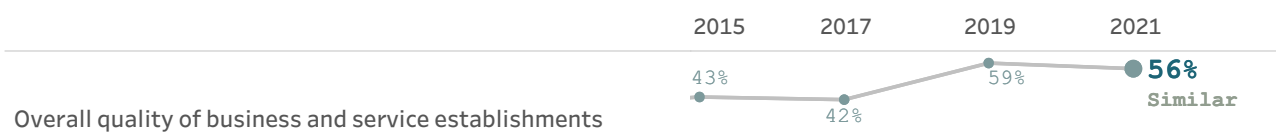
Please rate each of the following aspects of quality of life in Pasco.
(% excellent or good)



Pasco as a place to visit



Please rate each of the following in the Pasco community.
(% excellent or good)




Variety of business and service establishments




Vibrancy of downtown/commercial area

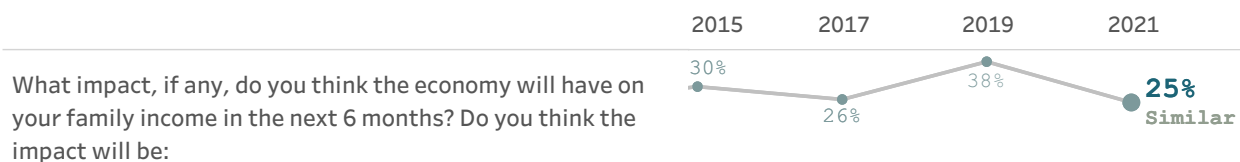




Please rate the quality of each of the following services in Pasco.
 (% excellent or good)



What impact, if any, do you think the economy will have on your family income in the next 6 months? Do you think the impact will be:
 (% very or somewhat positive)

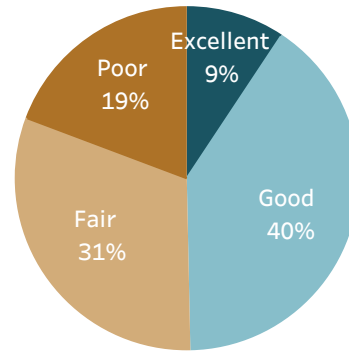


* Comparison to the national benchmark is shown. If no comparison is available, this is left blank.


Mobility

The ease with which residents can move about their communities, whether for commuting, leisure, or recreation, plays a major role in the quality of life for all who live, work, and play in the community.

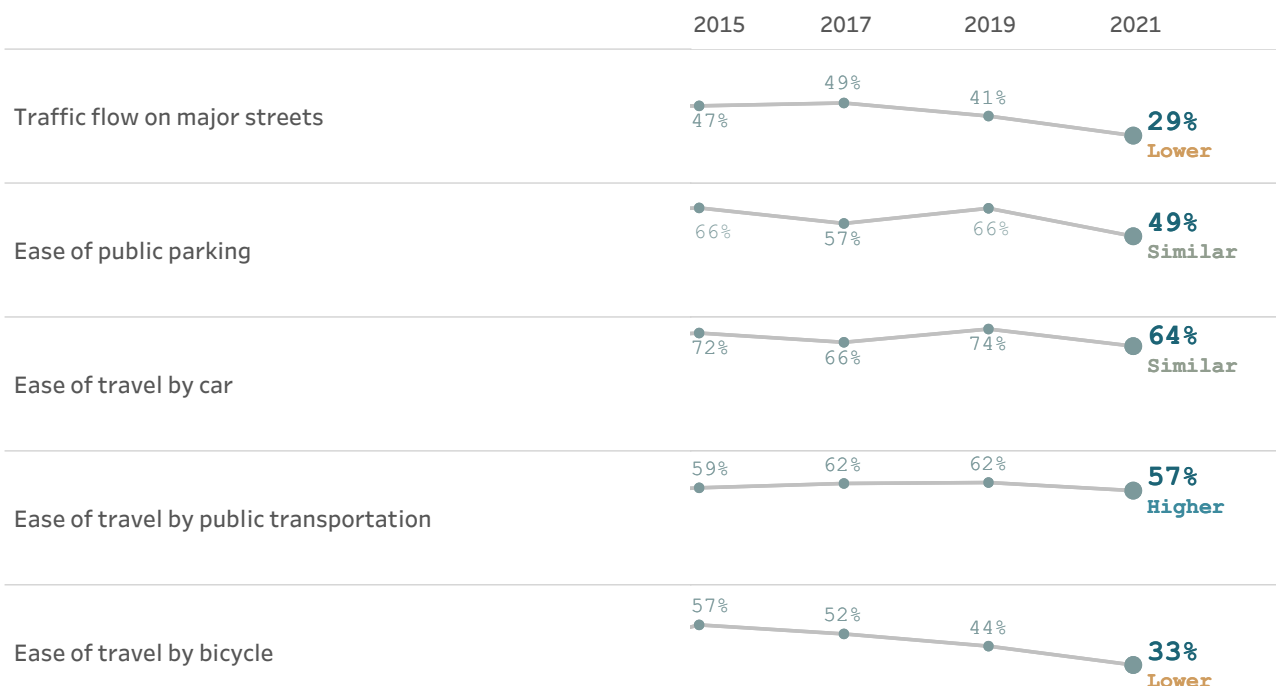
Overall quality of the transportation system in Pasco, 2021



Please rate each of the following characteristics as they relate to Pasco as a whole.
(% excellent or good)



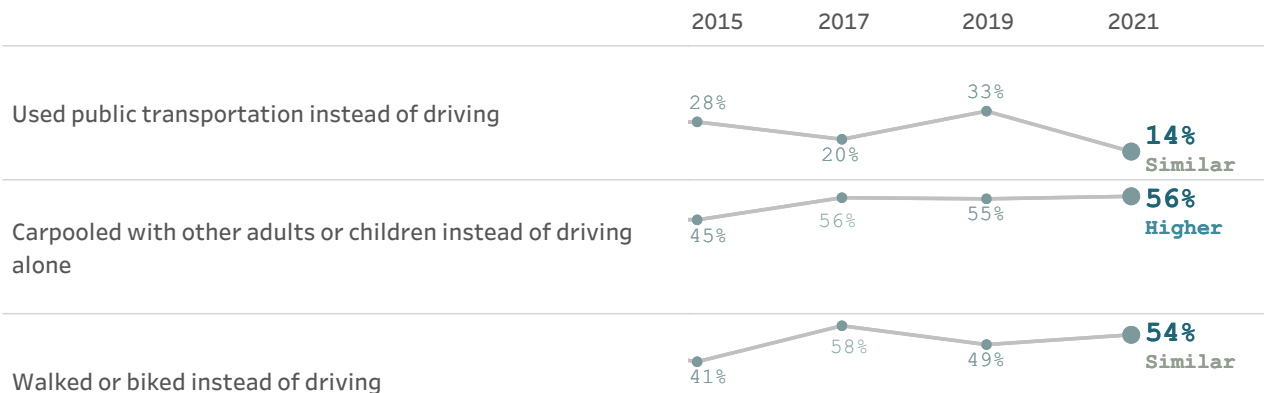
Please also rate each of the following in the Pasco community.
(% excellent or good)



Ease of walking

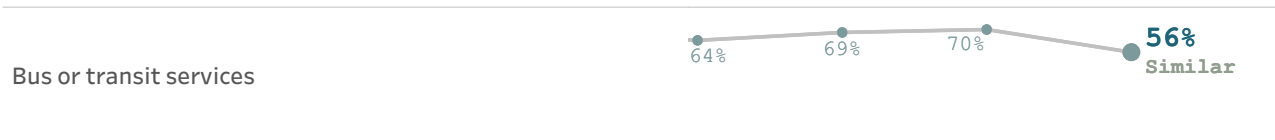


Please indicate whether or not you have done each of the following in the last 12 months.
(% yes)



Please rate the quality of each of the following services in Pasco.
(% excellent or good)



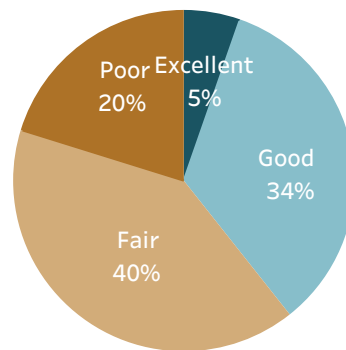


* Comparison to the national benchmark is shown. If no comparison is available, this is left blank.


Community design

A well-designed community enhances the quality of life for its residents by encouraging smart land use and zoning, ensuring that affordable housing is accessible to all, and providing access to parks and other green spaces.


Overall design or layout of Pasco's residential and commercial areas, 2021



Please rate each of the following characteristics as they relate to Pasco as a whole.
(% excellent or good)

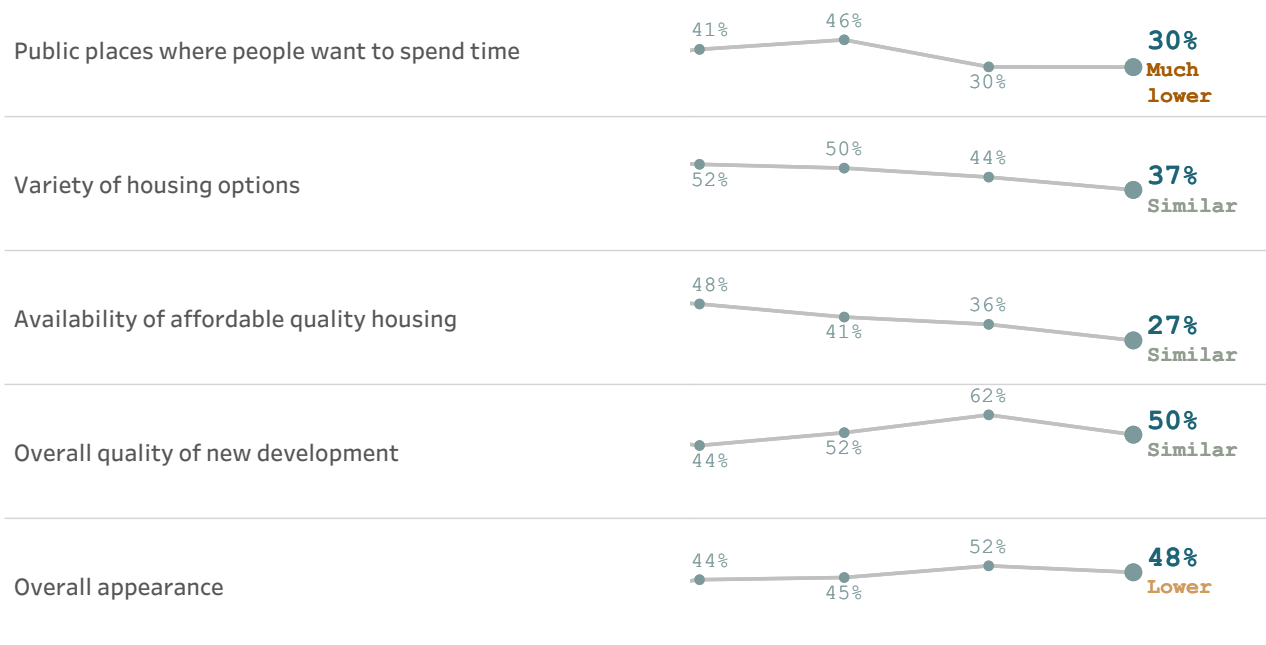


Please rate each of the following aspects of quality of life in Pasco.
(% excellent or good)

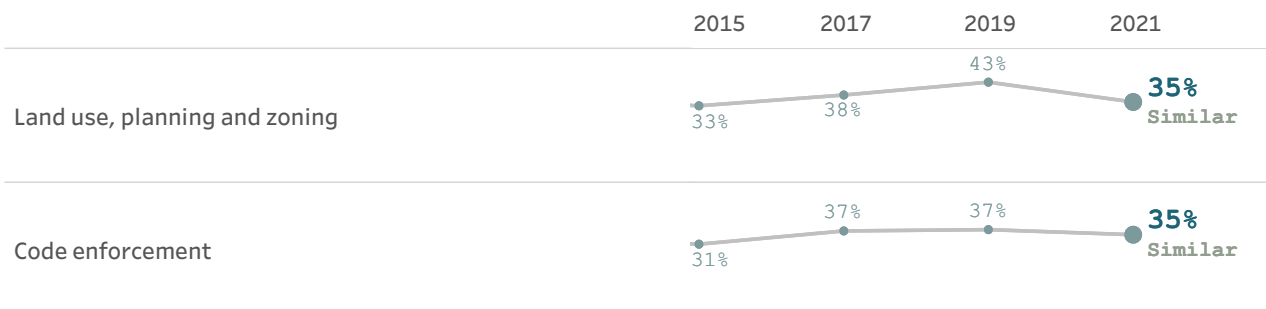


Please also rate each of the following in the Pasco community.
(% excellent or good)





Please rate the quality of each of the following services in Pasco.
(% excellent or good)

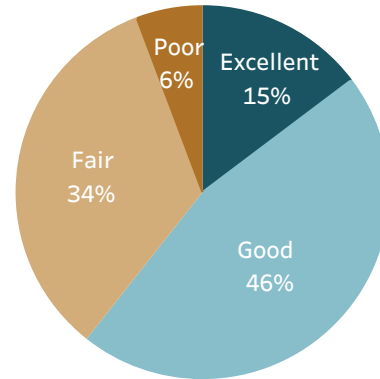


* Comparison to the national benchmark is shown. If no comparison is available, this is left blank.


Utilities

Services such as water, gas, electricity, and internet access play a vital role in ensuring the physical and economic health and well-being of the communities they serve.

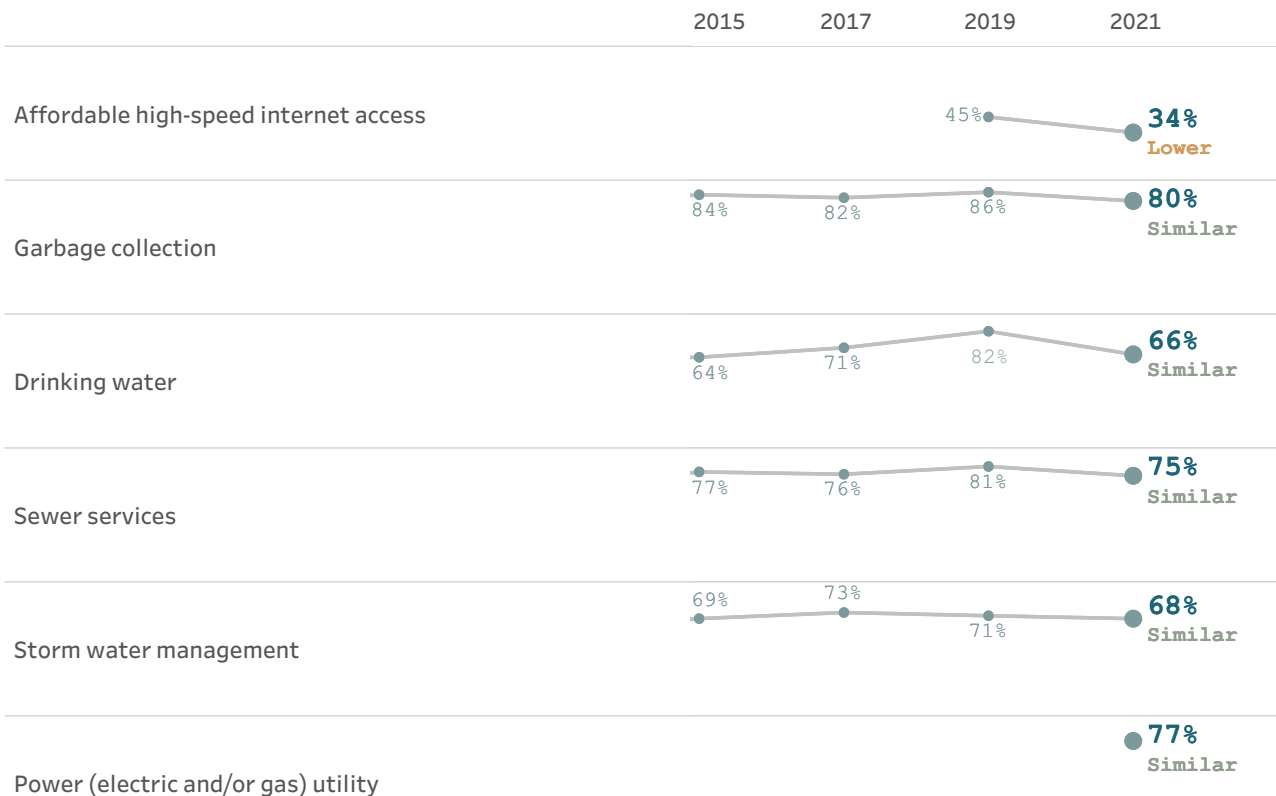
Overall quality of the utility infrastructure in Pasco, 2021



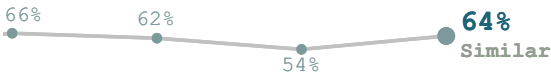
Please rate each of the following characteristics as they relate to Pasco as a whole.
(% excellent or good)



Please rate the quality of each of the following services in Pasco.
(% excellent or good)



Utility billing

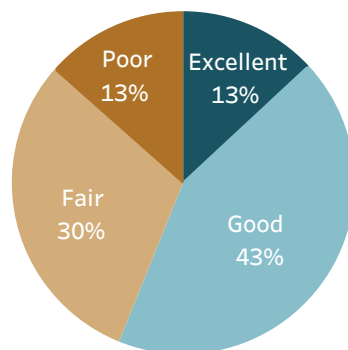


* Comparison to the national benchmark is shown. If no comparison is available, this is left blank.

Safety

Public safety is often the most important task facing local governments. All residents should feel safe and secure in their neighborhoods and in the greater community, and providing robust safety-related services is essential to residents' quality of life.

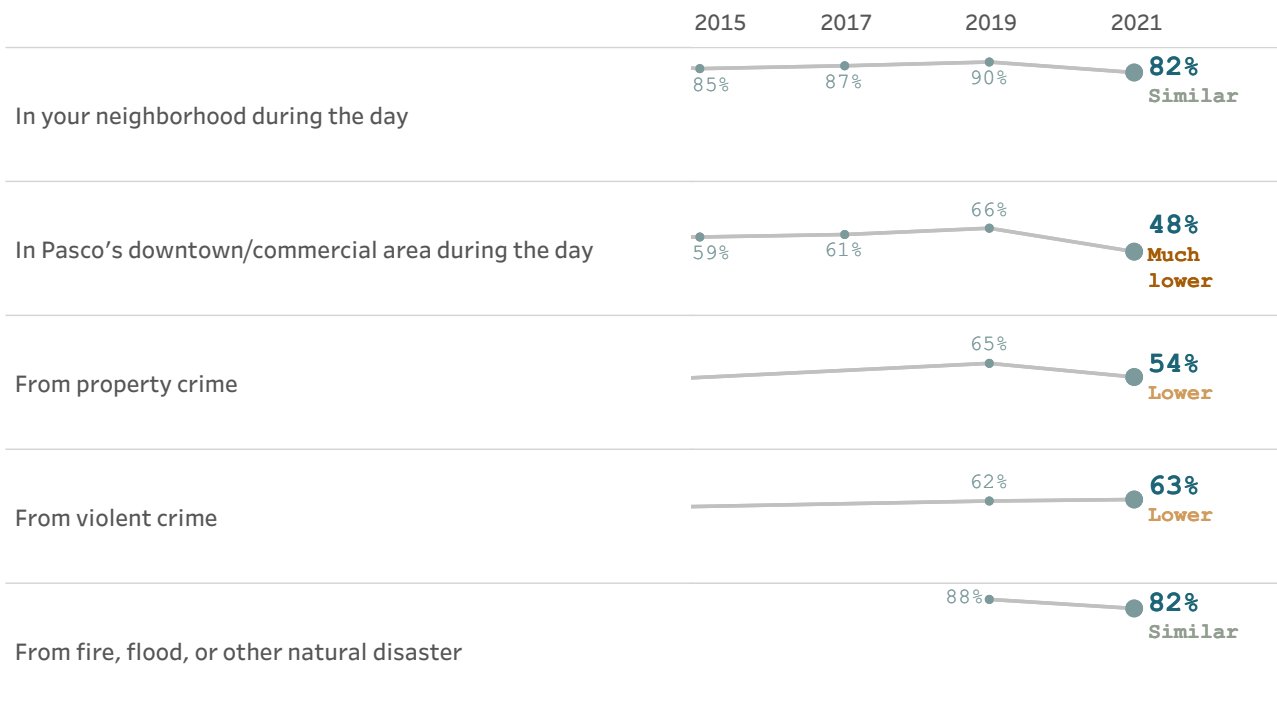
Overall feeling of safety in Pasco, 2021



Please rate each of the following characteristics as they relate to Pasco as a whole.
(% excellent or good)



Please rate how safe or unsafe you feel:
(% very or somewhat safe)

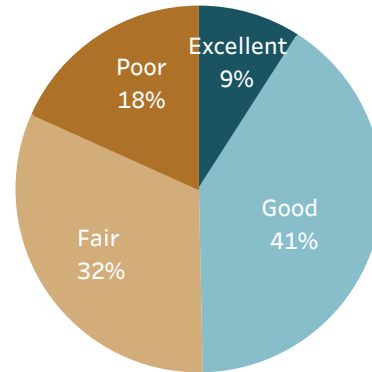


Please rate the quality of each of the following services in Pasco.
(% excellent or good)



* Comparison to the national benchmark is shown. If no comparison is available, this is left blank.

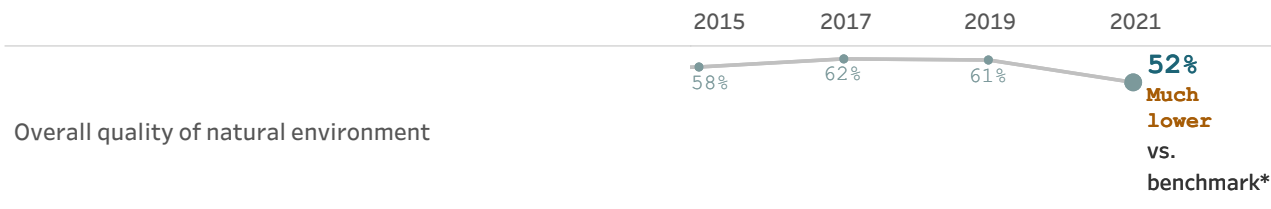
Overall quality of natural environment in Pasco, 2021



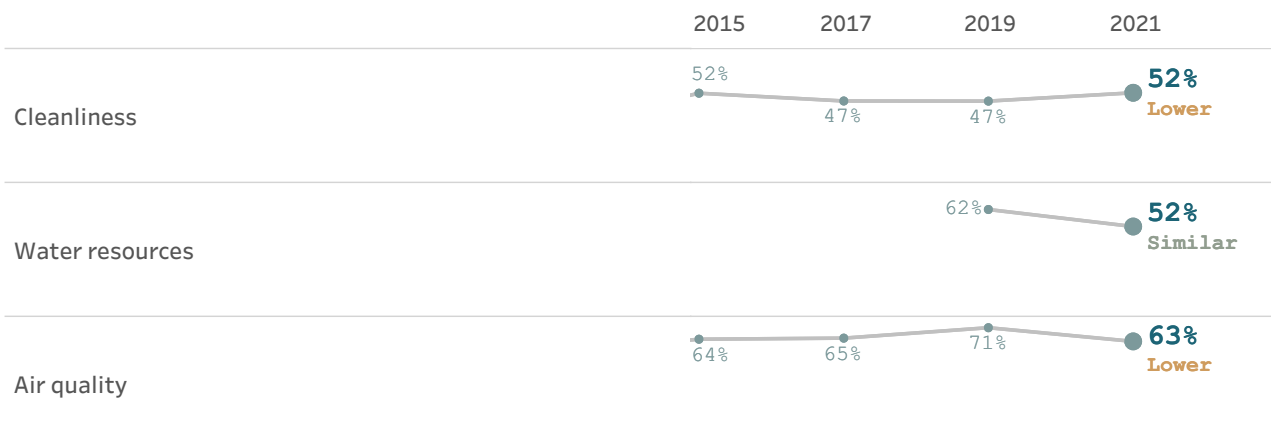
Natural environment

The natural environment plays a vital role in the health and well-being of residents. The natural spaces in which residents live and experience their communities has a direct and profound effect on quality of life.

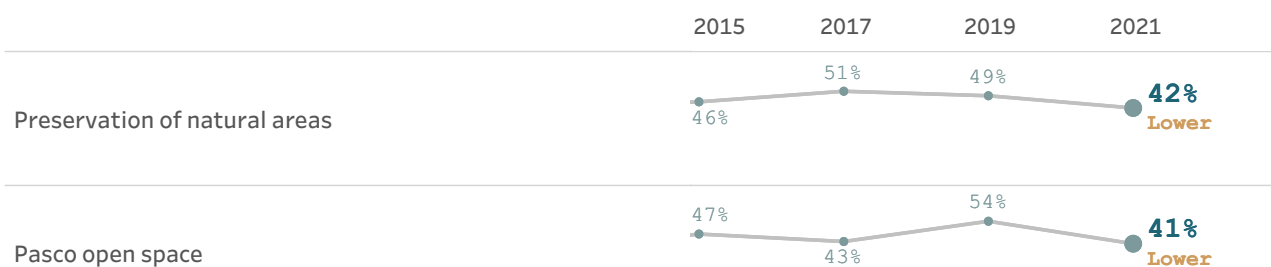
Please rate each of the following characteristics as they relate to Pasco as a whole.
(% excellent or good)




Please also rate each of the following in the Pasco community.
(% excellent or good)



Please rate the quality of each of the following services in Pasco.
(% excellent or good)





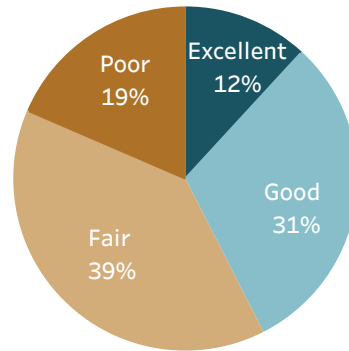
* Comparison to the national benchmark is shown. If no comparison is available, this is left blank.

Overall quality of parks and recreation opportunities, 2021

Parks and recreation

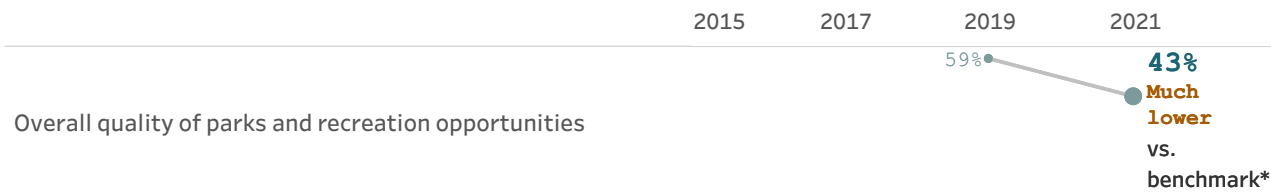
"There are no communities that pride themselves on their quality of life, promote themselves as a desirable location for businesses to relocate, or maintain that they are environmental stewards of their natural resources, without such communities having a robust, active system of parks and recreation programs for public use and enjoyment."

- National Recreation and Park Association



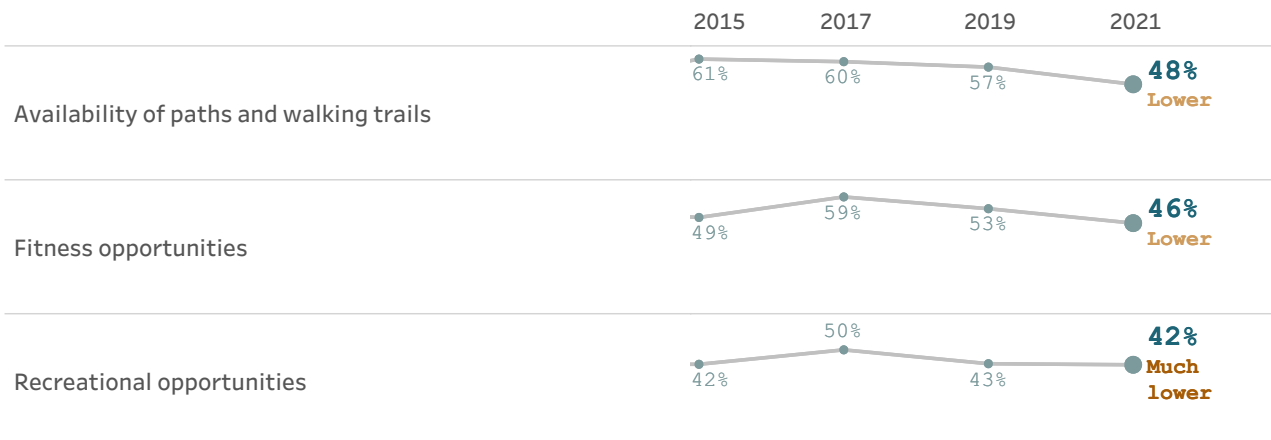
Please rate each of the following characteristics as they relate to Pasco as a whole.

(% excellent or good)



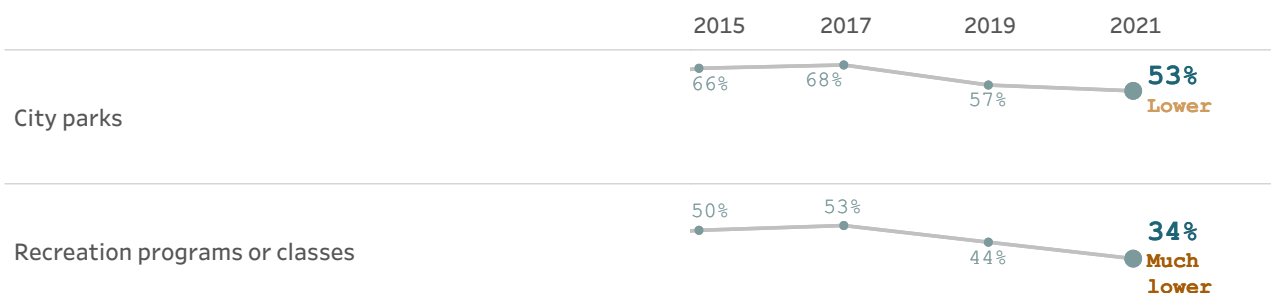
Please also rate each of the following in the Pasco community.

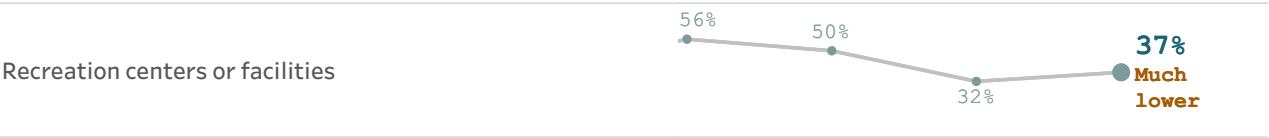
(% excellent or good)



Please rate the quality of each of the following services in Pasco.

(% excellent or good)



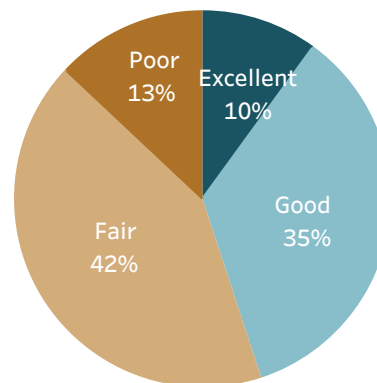


* Comparison to the national benchmark is shown. If no comparison is available, this is left blank.


Health and wellness

The characteristics of and amenities available in the communities in which people live has a direct impact on the health and wellness of residents, and thus, on their quality of life overall.

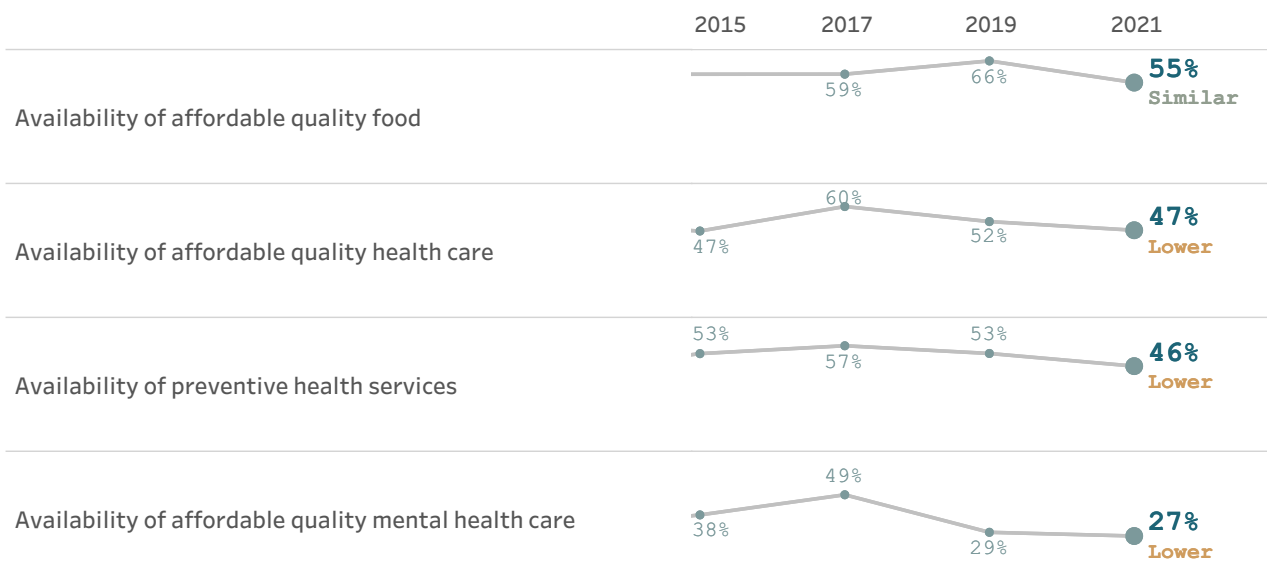
Overall health and wellness opportunities in Pasco, 2021




Please rate each of the following characteristics as they relate to Pasco as a whole.
(% excellent or good)



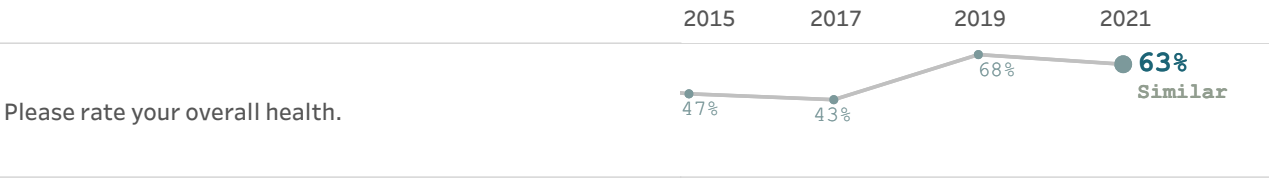
Please also rate each of the following in the Pasco community.
(% excellent or good)



Please rate the quality of each of the following services in Pasco.
(% excellent or good)



Please rate your overall health.
(% excellent or very good)

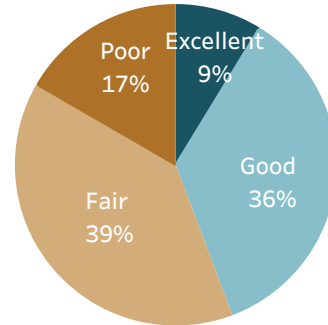


* Comparison to the national benchmark is shown. If no comparison is available, this is left blank.

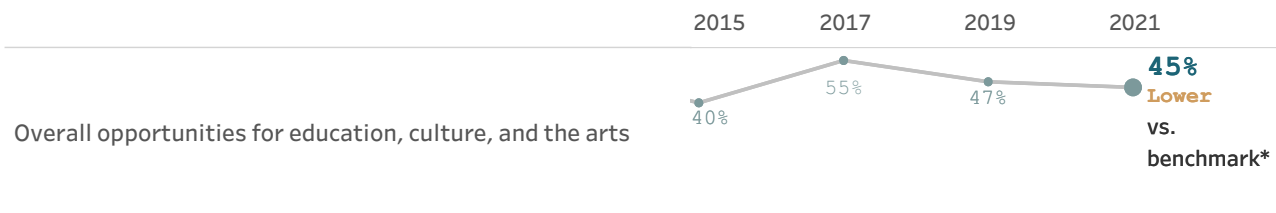
Education, arts, and culture

Participation in the arts, in educational opportunities, and in cultural activities is linked to increased civic engagement, greater social tolerance, and enhanced enjoyment of the local community.

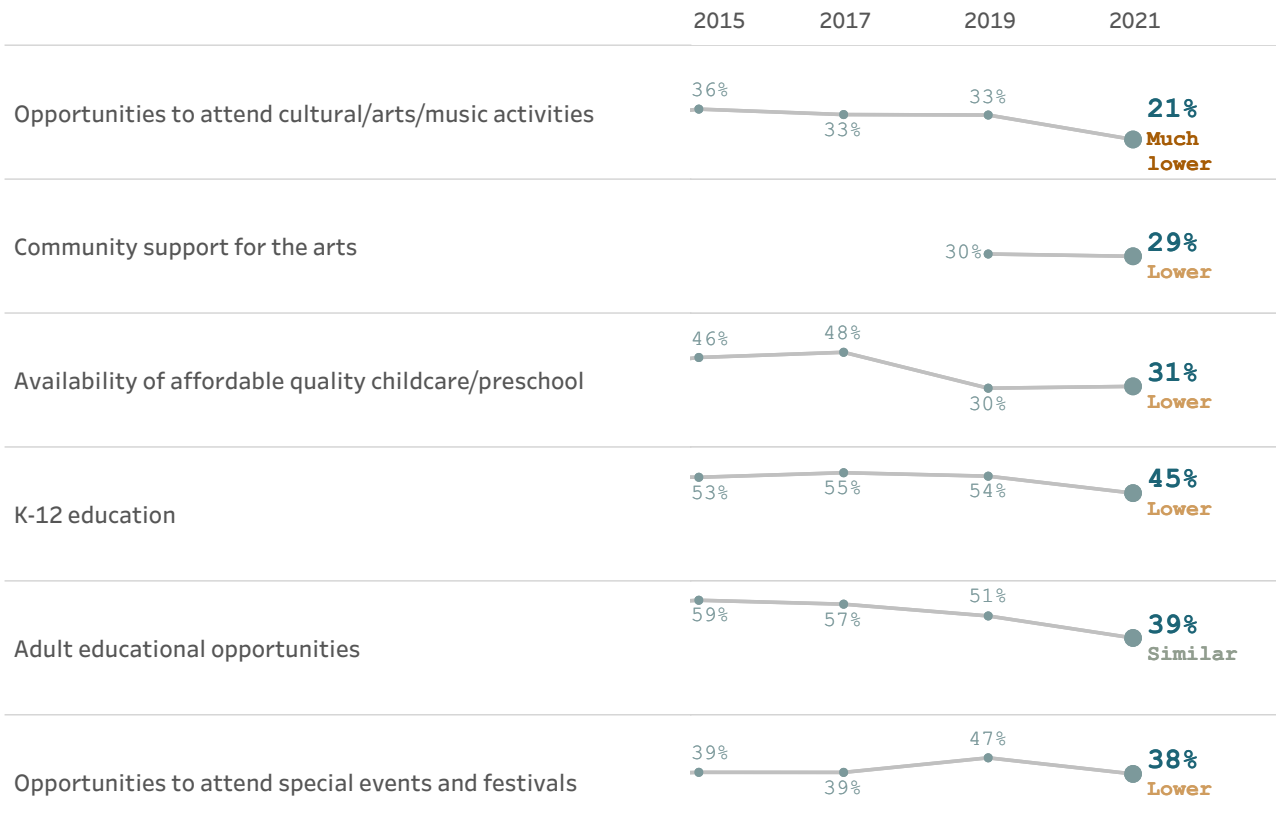
Overall opportunities for education, culture and the arts, 2021




Please rate each of the following characteristics as they relate to Pasco as a whole.
(% excellent or good)



Please also rate each of the following in the Pasco community.
(% excellent or good)



Please rate the quality of each of the following services in Pasco.
(% excellent or good)

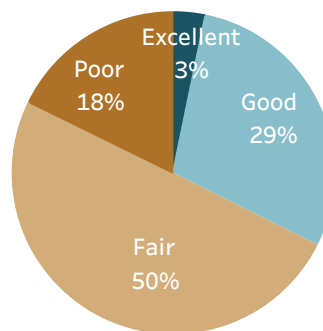


* Comparison to the national benchmark is shown. If no comparison is available, this is left blank.


Inclusivity and engagement

Inclusivity refers to a cultural and environmental feeling of belonging; residents who feel invited to participate within their communities feel more included, involved, and engaged than those who do not.

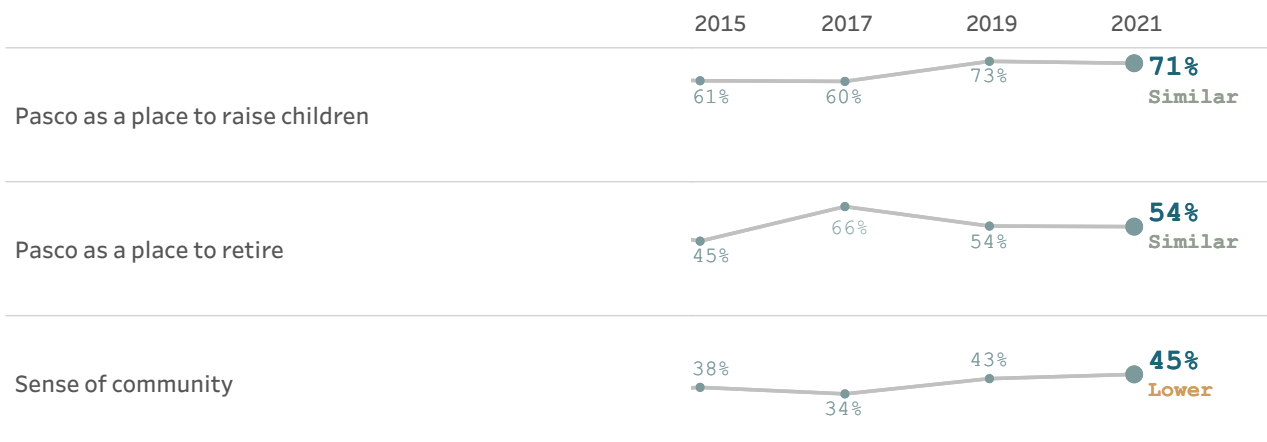
Residents' connection and engagement with their community, 2021




Please rate each of the following characteristics as they relate to Pasco as a whole.
(% excellent or good)

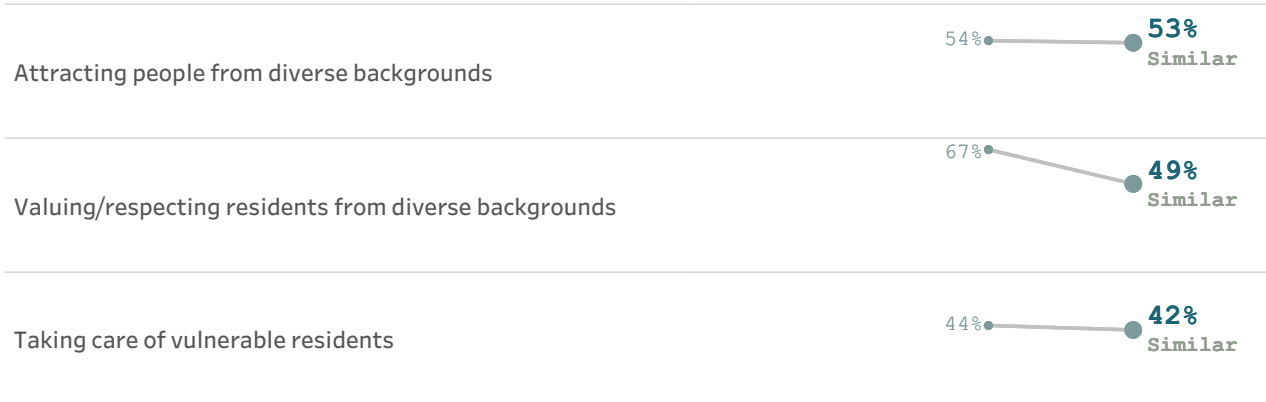


Please rate each of the following aspects of quality of life in Pasco.
(% excellent or good)

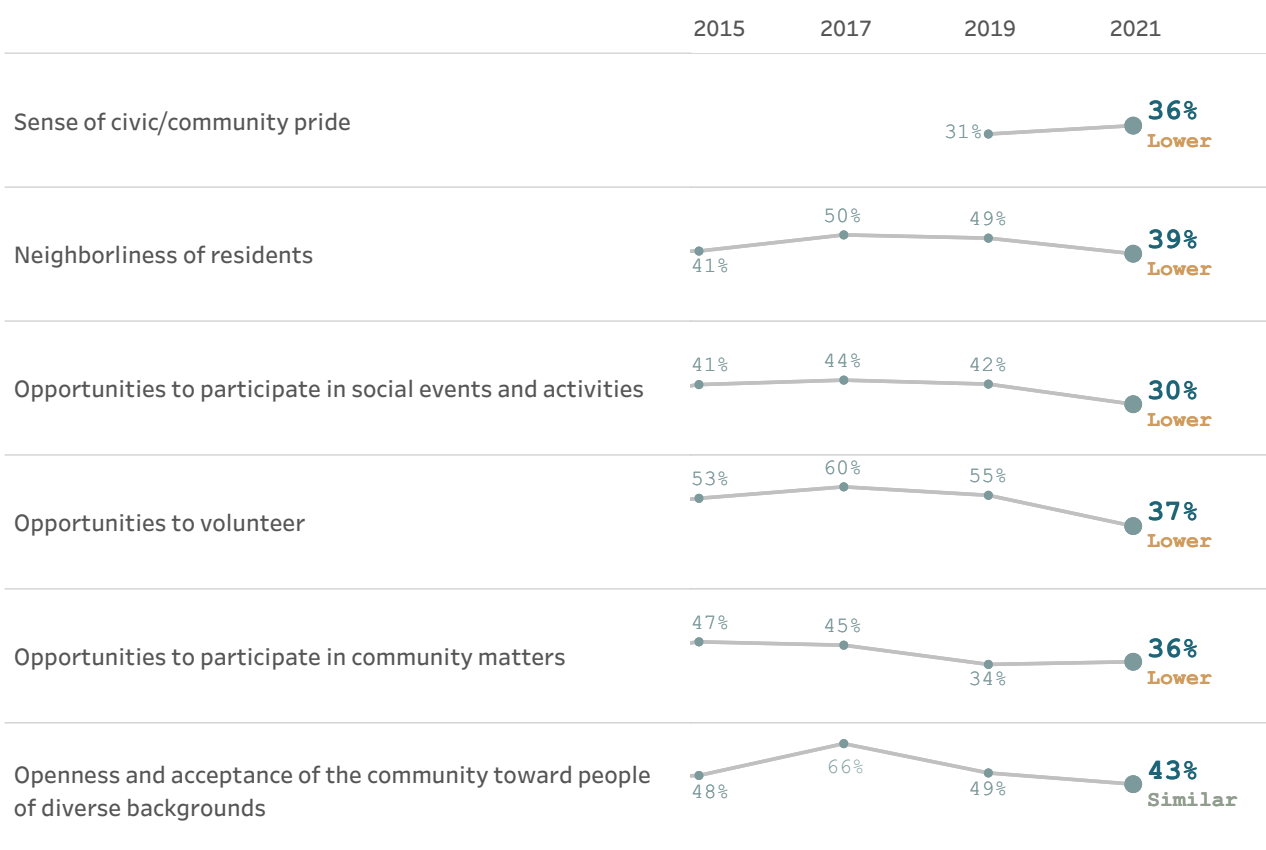


Please rate the job you feel the Pasco community does at each of the following.
(% excellent or good)





Please also rate each of the following in the Pasco community.
 (% excellent or good)

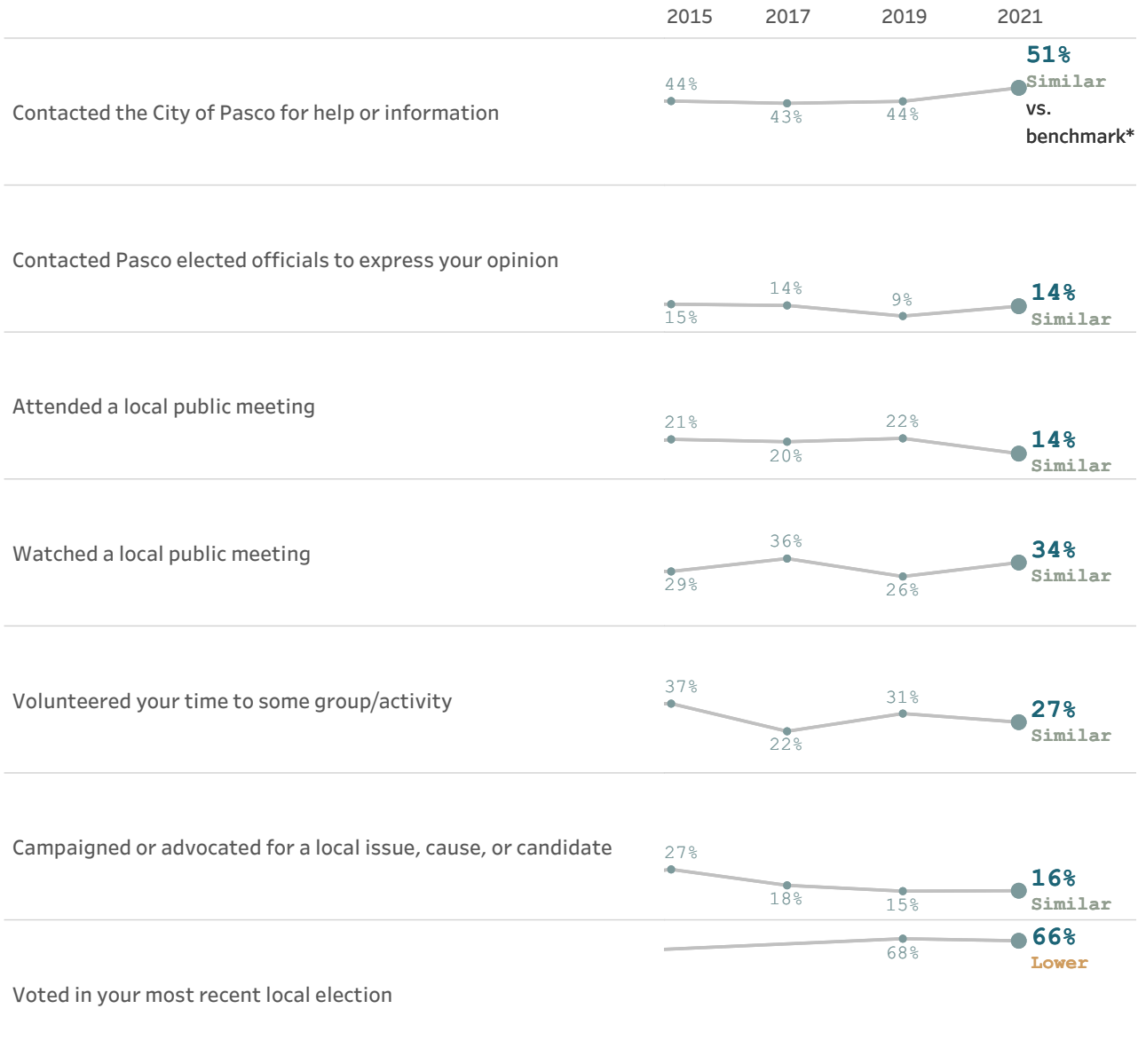


* Comparison to the national benchmark is shown. If no comparison is available, this is left blank.

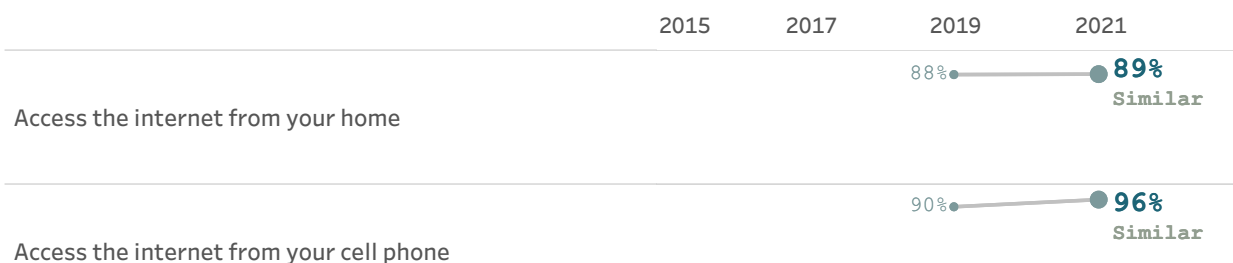
Residents' participation levels


Please indicate whether or not you have done each of the following in the last 12 months.

(% yes)



In general, how many times do you:
(% a few times a week or more)





* Comparison to the national benchmark is shown. If no comparison is available, this is left blank.

Custom questions

Below are the results of each custom question on the survey. Below are the complete set of responses to each custom question on the survey.

<p>Short-term rentals (overnight accommodations of less than 30 consecutive days, such as those provided by Airbnb, VRBO, FlipKey, etc.) are not currently permitted in Pasco. The City is considering creating an inspection program to manage short-term rentals, which would require hiring additional City staff to complete inspections and process licenses. Please indicate how much you would support or oppose adding City staff to manage a short-term rental program in our community.</p>	Strongly support	<div><div></div></div> 19%
	Somewhat support	<div><div></div></div> 31%
	Somewhat oppose	<div><div></div></div> 18%
	Strongly oppose	<div><div></div></div> 17%
	Don't know	<div><div></div></div> 15%
<p>Mental health includes a broad spectrum of social, psychological, emotional, and behavioral traits. Funding resources for the prevention and/or treatment for conditions such as substance abuse or mental illness remains limited. Please indicate how much you would support or oppose a one-tenth of a percent sales tax to fund additional mental health services in the city of Pasco.</p>	Strongly support	<div><div></div></div> 42%
	Somewhat support	<div><div></div></div> 31%
	Somewhat oppose	<div><div></div></div> 8%
	Strongly oppose	<div><div></div></div> 12%
	Don't know	<div><div></div></div> 8%
<p>In 2012, Washington voters approved a ballot initiative to regulate, license, and tax the production, processing, and sale of marijuana. Local jurisdictions have the option to prohibit or designate zones for state-licensed marijuana businesses. These businesses are currently prohibited in the city of Pasco. Council is now considering revisiting this prohibition. Please indicate how much you would support or oppose changing regulations to allow retail marijuana sales and related operations within Pasco city limits.</p>	Strongly support	<div><div></div></div> 25%
	Somewhat support	<div><div></div></div> 20%
	Somewhat oppose	<div><div></div></div> 9%
	Strongly oppose	<div><div></div></div> 37%
	Don't know	<div><div></div></div> 10%

National benchmark tables

This table contains the comparisons of Pasco's results to those from other communities. The first column shows the comparison of Pasco's rating to the benchmark. Pasco's results are noted as being "higher", "lower" or "similar" to the benchmark, meaning that the average rating given by Pasco residents is statistically similar to or different than the benchmark. The second column is Pasco's "percent positive." Most commonly, the percent positive is the combination of the top two most positive response options (i.e., excellent/good). The third column is the rank assigned to Pasco's rating among communities where a similar question was asked. The fourth column is the number of communities that asked a similar question. The fifth column shows the percentile for Pasco's result -- that is what percent of surveyed communities had a lower rating than Pasco.

			% positive	Rank	Number of communities	Percentile
Please rate each of the following aspects of quality of life in Pasco.	Pasco as a place to live	Lower	72%	283	320	11
	Your neighborhood as a place to live	Lower	70%	249	273	9
	Pasco as a place to raise children	Similar	71%	244	323	24
	Pasco as a place to work	Similar	67%	158	314	50
	Pasco as a place to visit	Lower	35%	255	274	7
	Pasco as a place to retire	Similar	54%	250	320	22
	The overall quality of life	Lower	69%	291	346	15
	Sense of community	Lower	45%	256	273	6
Please rate each of the following characteristics as they relate to Pasco as a whole.	Overall economic health	Similar	57%	176	261	32
	Overall quality of the transportation system	Similar	51%	75	125	40
	Overall design or layout of residential and commercial areas	Lower	43%	227	255	11
	Overall quality of the utility infrastructure	Similar	64%	77	122	37
	Overall feeling of safety	Lower	57%	274	312	12
	Overall quality of natural environment	Much lower	52%	257	263	2
	Overall quality of parks and recreation opportunities	Much lower	43%	124	127	3
	Overall health and wellness opportunities	Lower	47%	238	257	7
	Overall opportunities for education, culture, and the arts	Lower	45%	232	258	10
	Residents' connection and engagement with their community	Lower	34%	116	123	6
Please indicate how likely or unlikely you are to do each of the following.	Recommend living in Pasco to someone who asks	Similar	76%	223	265	16
	Remain in Pasco for the next five years	Similar	79%	219	262	16
Please rate how safe or unsafe you feel:	In your neighborhood during the day	Similar	82%	268	291	7
	In Pasco's downtown/commercial area during the day	Much lower	48%	273	277	1

Please rate how safe or unsafe you feel:	From property crime	Lower	54%	117	131	11
	From violent crime	Lower	63%	120	131	7
	From fire, flood, or other natural disaster	Similar	82%	58	121	52
Please rate the job you feel the Pasco community does at each of the following.	Making all residents feel welcome	Similar	58%	106	127	17
	Attracting people from diverse backgrounds	Similar	53%	89	125	29
	Valuing/respecting residents from diverse backgrounds	Similar	49%	110	125	12
	Taking care of vulnerable residents	Similar	42%	97	123	21
Please rate each of the following in the Pasco community.	Overall quality of business and service establishments	Similar	56%	216	260	17
	Variety of business and service establishments	Similar	45%	93	122	24
	Vibrancy of downtown/commercial area	Lower	19%	219	245	11
	Employment opportunities	Similar	56%	68	277	75
	Shopping opportunities	Lower	37%	220	268	18
	Cost of living	Similar	39%	166	255	35
	Overall image or reputation	Much lower	37%	296	315	6
Please also rate each of the following in the Pasco community.	Traffic flow on major streets	Lower	29%	261	290	10
	Ease of public parking	Similar	49%	145	238	39
	Ease of travel by car	Similar	64%	176	275	36
	Ease of travel by public transportation	Higher	57%	50	237	79
	Ease of travel by bicycle	Lower	33%	215	277	22
	Ease of walking	Lower	45%	240	278	14
	Well-planned residential growth	Lower	36%	99	125	21
	Well-planned commercial growth	Similar	42%	92	125	27
	Well-designed neighborhoods	Similar	44%	100	122	18
	Preservation of the historical or cultural character of the communi..	Lower	42%	111	121	9
	Public places where people want to spend time	Much lower	30%	246	250	2
	Variety of housing options	Similar	37%	207	261	21
	Availability of affordable quality housing	Similar	27%	204	282	28
	Overall quality of new development	Similar	50%	149	274	45
	Overall appearance	Lower	48%	277	296	6
	Cleanliness	Lower	52%	248	283	12
	Water resources	Similar	52%	83	112	26

Please also rate each of the following in the Pasco community.	Air quality	Lower	63%	214	248	14
	Availability of paths and walking trails	Lower	48%	245	281	13
	Fitness opportunities	Lower	46%	241	250	4
	Recreational opportunities	Much lower	42%	262	271	3
	Availability of affordable quality food	Similar	55%	200	244	18
	Availability of affordable quality health care	Lower	47%	218	253	14
	Availability of preventive health services	Lower	46%	206	240	14
	Availability of affordable quality mental health care	Lower	27%	218	240	9
	Opportunities to attend cultural/arts/music activities	Much lower	21%	260	267	2
	Community support for the arts	Lower	29%	116	122	5
	Availability of affordable quality childcare/preschool	Lower	31%	228	251	9
	K-12 education	Lower	45%	217	253	14
	Adult educational opportunities	Similar	39%	194	247	21
	Sense of civic/community pride	Lower	36%	115	122	6
	Neighborliness of residents	Lower	39%	242	251	3
	Opportunities to participate in social events and activities	Lower	30%	248	257	3
	Opportunities to attend special events and festivals	Lower	38%	248	255	3
	Opportunities to volunteer	Lower	37%	250	254	1
	Opportunities to participate in community matters	Lower	36%	249	257	3
	Openness and acceptance of the community toward people of dive..	Similar	43%	239	273	12
Please indicate whether or not you have done each of the following in the last 12 months.	Contacted the City of Pasco for help or information	Similar	51%	79	292	73
	Contacted Pasco elected officials to express your opinion	Similar	14%	179	251	29
	Attended a local public meeting	Similar	14%	213	251	15
	Watched a local public meeting	Similar	34%	40	232	83
	Volunteered your time to some group/activity	Similar	27%	181	254	29
	Campaigned or advocated for a local issue, cause, or candidate	Similar	16%	190	244	22
	Voted in your most recent local election	Lower	66%	115	124	8
	Used public transportation instead of driving	Similar	14%	120	226	47
	Carpooled with other adults or children instead of driving alone	Higher	56%	17	248	93
	Walked or biked instead of driving	Similar	54%	150	251	40
Please rate the quality of each of the following services in Pasco.	Public information services	Lower	50%	245	270	9

Please rate the quality of each of the following services in Pasco.

Economic development	Similar	52%	141	263	46
Traffic enforcement	Similar	51%	242	311	22
Traffic signal timing	Similar	51%	135	255	47
Street repair	Similar	48%	186	306	39
Street cleaning	Similar	53%	208	268	22
Street lighting	Similar	50%	211	298	29
Snow removal	Lower	36%	211	228	7
Sidewalk maintenance	Similar	44%	220	266	17
Bus or transit services	Similar	56%	81	232	65
Land use, planning and zoning	Similar	35%	218	269	19
Code enforcement	Similar	35%	232	303	23
Affordable high-speed internet access	Lower	34%	103	119	14
Garbage collection	Similar	80%	130	287	55
Drinking water	Similar	66%	150	262	43
Sewer services	Similar	75%	124	268	54
Storm water management	Similar	68%	121	283	57
Power (electric and/or gas) utility	Similar	77%	98	205	52
Utility billing	Similar	64%	174	234	26
Police/Sheriff services	Lower	61%	298	338	12
Crime prevention	Lower	46%	281	310	9
Animal control	Much lower	41%	276	280	1
Ambulance or emergency medical services	Lower	69%	255	274	7
Fire services	Similar	77%	274	298	8
Fire prevention and education	Lower	58%	240	264	9
Emergency preparedness	Lower	47%	245	265	7
Preservation of natural areas	Lower	42%	223	247	10
Pasco open space	Lower	41%	219	241	9
Recycling	Much lower	18%	285	289	1
Yard waste pick-up	Lower	53%	214	249	14
City parks	Lower	53%	271	283	4
Recreation programs or classes	Much lower	34%	272	277	2

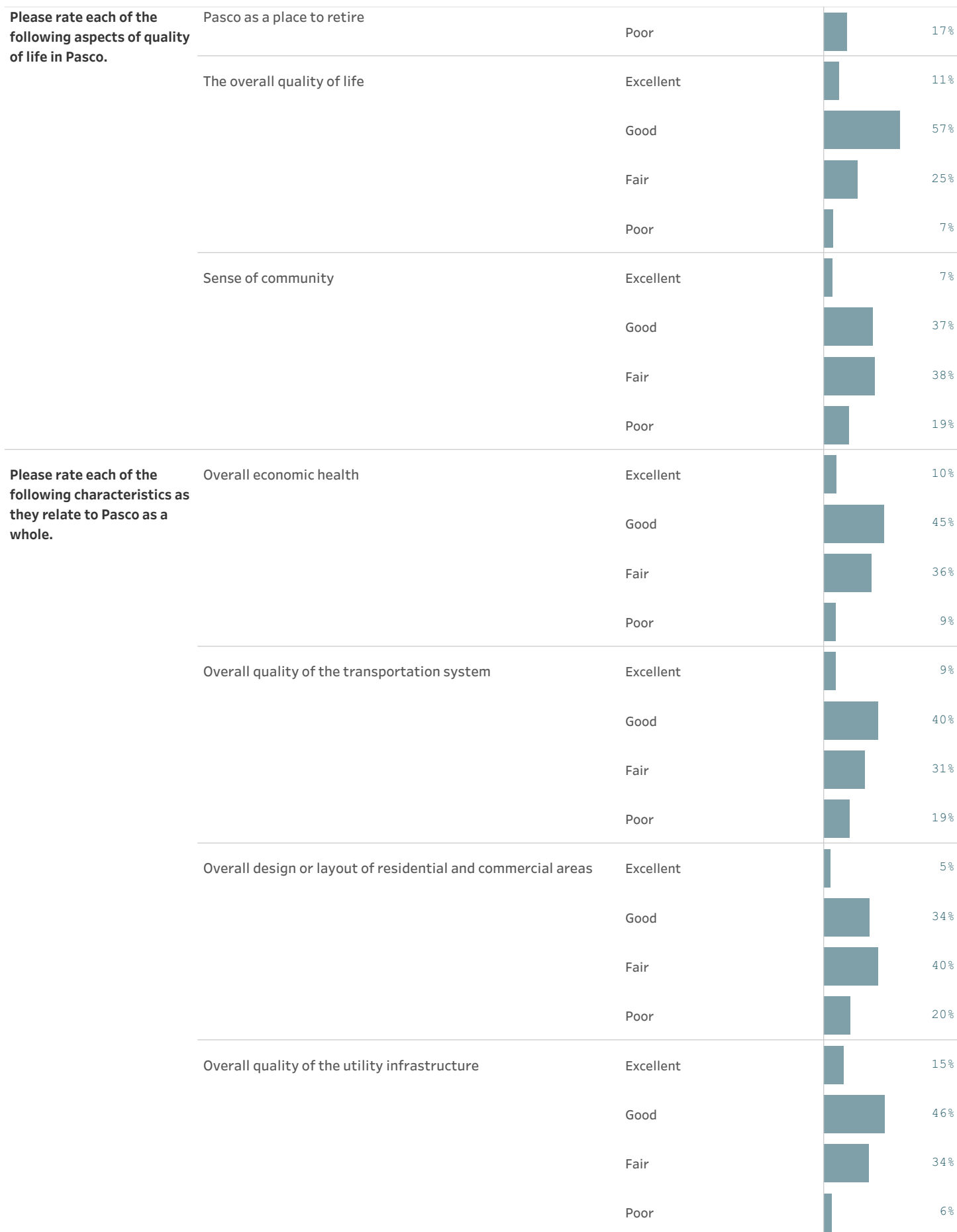
Please rate the quality of each of the following services in Pasco.	Recreation centers or facilities	Much lower	37%	255	262	3
	Health services	Lower	54%	200	235	15
	Public library services	Lower	71%	258	282	8
	Overall customer service by Pasco employees	Lower	57%	308	325	5
Please rate the following categories of Pasco government performance.	The value of services for the taxes paid to Pasco	Lower	33%	288	328	12
	The overall direction that Pasco is taking	Similar	56%	179	291	38
	The job Pasco government does at welcoming resident involvement	Similar	37%	255	289	11
	Overall confidence in Pasco government	Similar	44%	209	257	19
	Generally acting in the best interest of the community	Similar	48%	195	261	25
	Being honest	Similar	48%	185	253	27
	Being open and transparent to the public	Similar	42%	95	124	24
	Informing residents about issues facing the community	Similar	43%	112	131	15
	Treating all residents fairly	Similar	46%	200	258	22
	Treating residents with respect	Similar	48%	103	122	16
Overall, how would you rate the quality of the services provided by each ..	The City of Pasco	Similar	61%	250	319	21
	The Federal Government	Similar	36%	159	245	35
Please rate how important, if at all, you think it is for the Pasco community to focus on each of the following in the coming two years.	Overall economic health	Similar	89%	151	233	35
	Overall quality of the transportation system	Similar	78%	25	121	80
	Overall design or layout of residential and commercial areas	Much higher	90%	3	233	99
	Overall quality of the utility infrastructure	Similar	87%	80	120	34
	Overall feeling of safety	Similar	92%	112	233	52
	Overall quality of natural environment	Similar	74%	193	233	17
	Overall quality of parks and recreation opportunities	Similar	81%	52	121	57
	Overall health and wellness opportunities	Similar	77%	55	233	76
	Overall opportunities for education, culture, and the arts	Similar	73%	132	233	43
	Residents' connection and engagement with their community	Similar	72%	122	233	47
In general, how many times do you:	Access the internet from your home	Similar	89%	114	121	6
	Access the internet from your cell phone	Similar	96%	23	121	81
	Visit social media sites	Similar	82%	29	120	76
	Use or check email	Similar	93%	111	121	9
	Share your opinions online	Similar	33%	44	121	64

In general, how many times do you:	Shop online	Similar	50%	88	121	28
	Please rate your overall health.	Similar	63%	97	245	60
	What impact, if any, do you think the economy will have on your fa..	Similar	25%	179	248	28

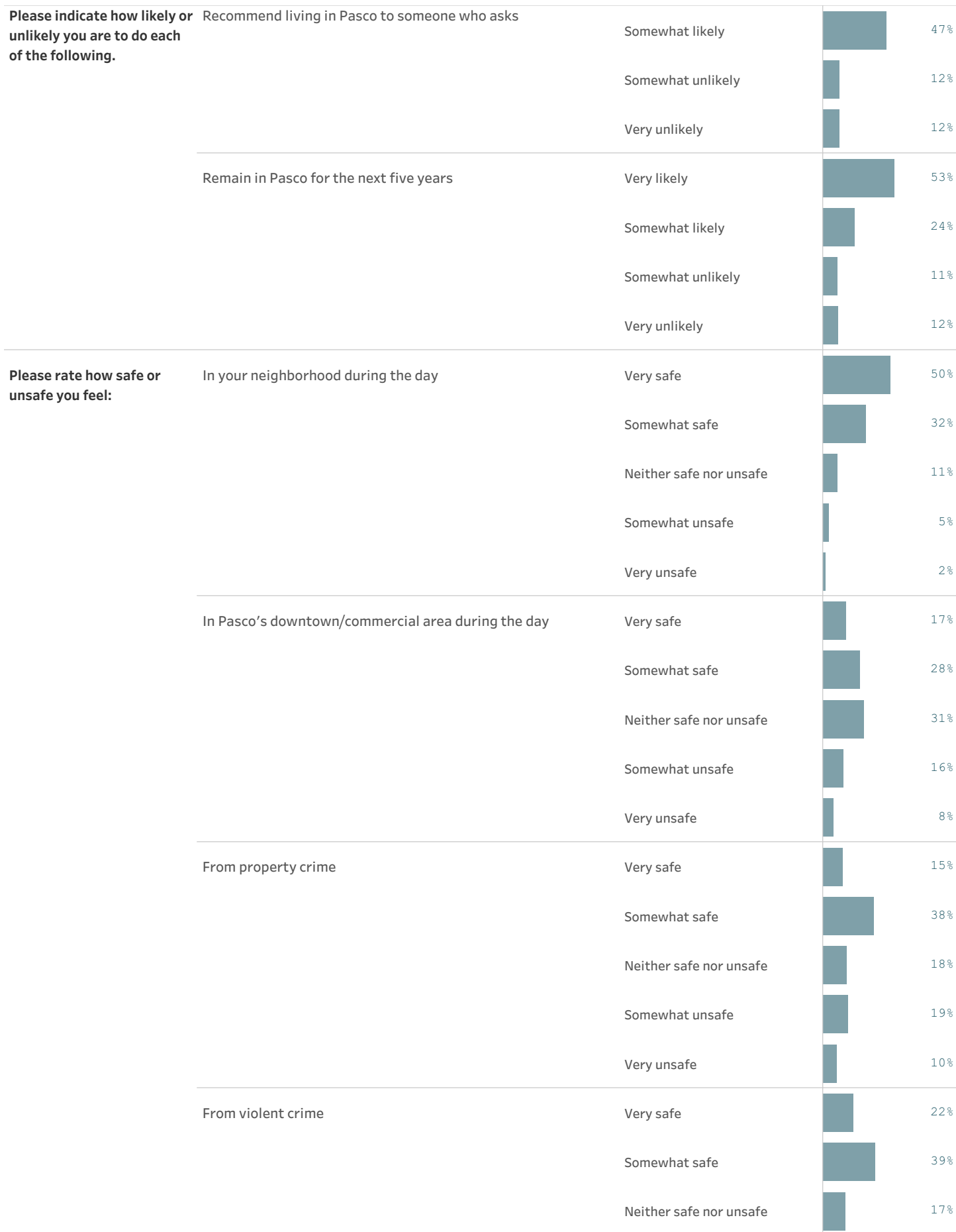
Complete set of frequencies


























This dashboard contains a complete set of responses to each question on the survey. By default, "Don't know" responses are excluded, but may be added to the table using the response filter to the right. When a table for a question that only permitted a single response does not total to exactly 100%, it is due to the common practice of percentages being rounded to the nearest whole number.

Please rate each of the following aspects of quality of life in Pasco.	Pasco as a place to live	Excellent	<div></div>	19%
		Good	<div></div>	52%
		Fair	<div></div>	22%
		Poor	<div></div>	7%
	Your neighborhood as a place to live	Excellent	<div></div>	26%
		Good	<div></div>	44%
		Fair	<div></div>	23%
		Poor	<div></div>	7%
	Pasco as a place to raise children	Excellent	<div></div>	22%
		Good	<div></div>	47%
		Fair	<div></div>	23%
		Poor	<div></div>	8%
	Pasco as a place to work	Excellent	<div></div>	16%
Good		<div></div>	50%	
Fair		<div></div>	22%	
Poor		<div></div>	12%	
Pasco as a place to visit	Excellent	<div></div>	9%	
	Good	<div></div>	25%	
	Fair	<div></div>	44%	
	Poor	<div></div>	21%	
Pasco as a place to retire	Excellent	<div></div>	18%	
	Good	<div></div>	36%	
	Fair	<div></div>	29%	

























































Please rate how safe or unsafe you feel:	From violent crime	Somewhat unsafe		13%
		Very unsafe		8%
	From fire, flood, or other natural disaster	Very safe		51%
		Somewhat safe		32%
		Neither safe nor unsafe		14%
		Somewhat unsafe		1%
		Very unsafe		2%
Please rate the job you feel the Pasco community does at each of the following.	Making all residents feel welcome	Excellent		13%
		Good		44%
		Fair		31%
		Poor		12%
	Attracting people from diverse backgrounds	Excellent		15%
		Good		41%
		Fair		28%
		Poor		16%
	Valuing/respecting residents from diverse backgrounds	Excellent		13%
		Good		37%
		Fair		32%
		Poor		18%
	Taking care of vulnerable residents	Excellent		10%
		Good		33%
		Fair		37%
		Poor		19%
Please rate each of the following in the Pasco community.	Overall quality of business and service establishments	Excellent		11%
		Good		45%

Please rate each of the following in the Pasco community.

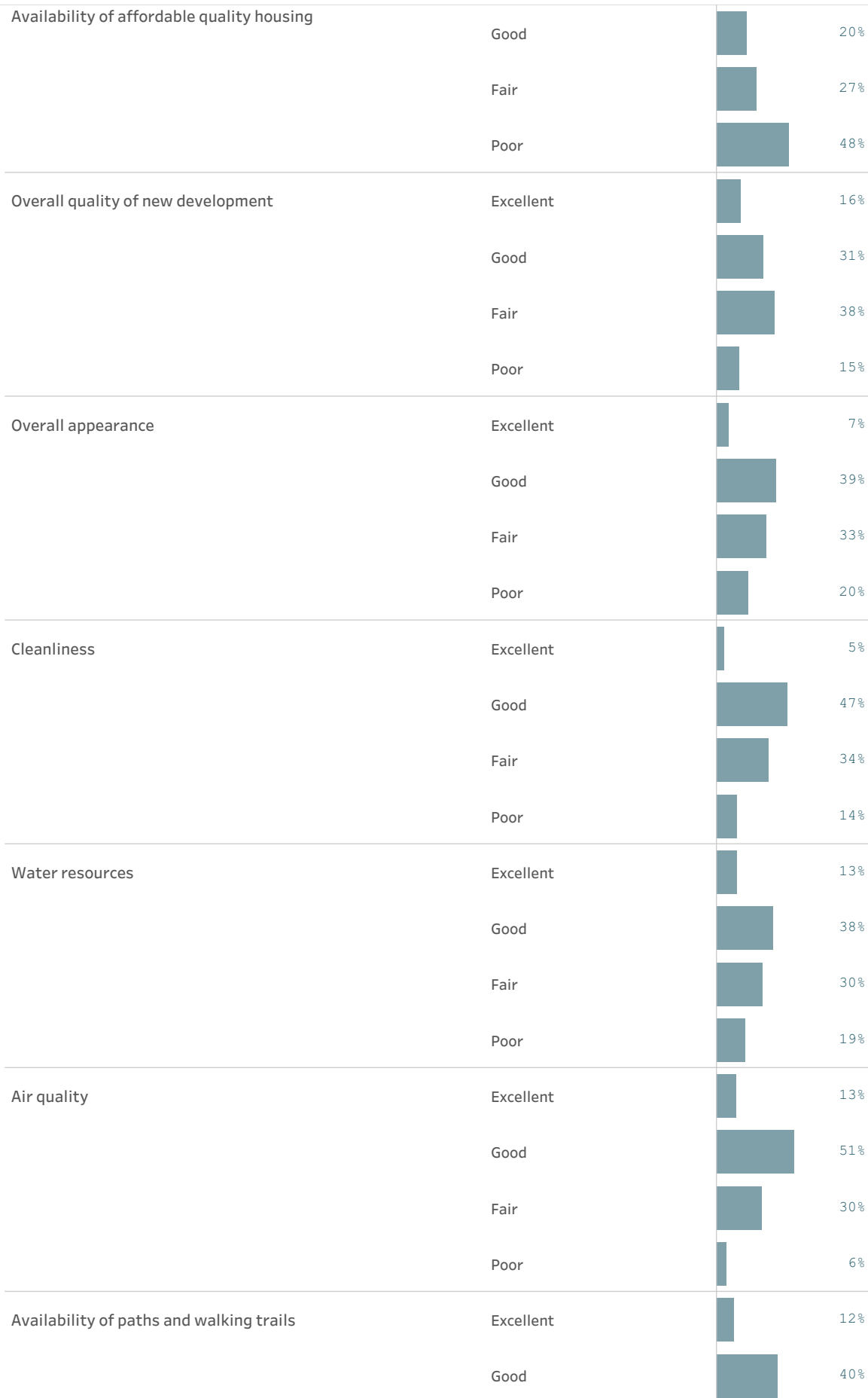
Overall quality of business and service establishments	Fair		30%
	Poor		14%
Variety of business and service establishments	Excellent		11%
	Good		36%
	Fair		39%
	Poor		14%
Vibrancy of downtown/commercial area	Excellent		7%
	Good		11%
	Fair		52%
	Poor		30%
Employment opportunities	Excellent		19%
	Good		35%
	Fair		33%
	Poor		13%
Shopping opportunities	Excellent		6%
	Good		28%
	Fair		34%
	Poor		32%
Cost of living	Excellent		8%
	Good		30%
	Fair		34%
	Poor		27%
Overall image or reputation	Excellent		6%
	Good		28%
	Fair		38%

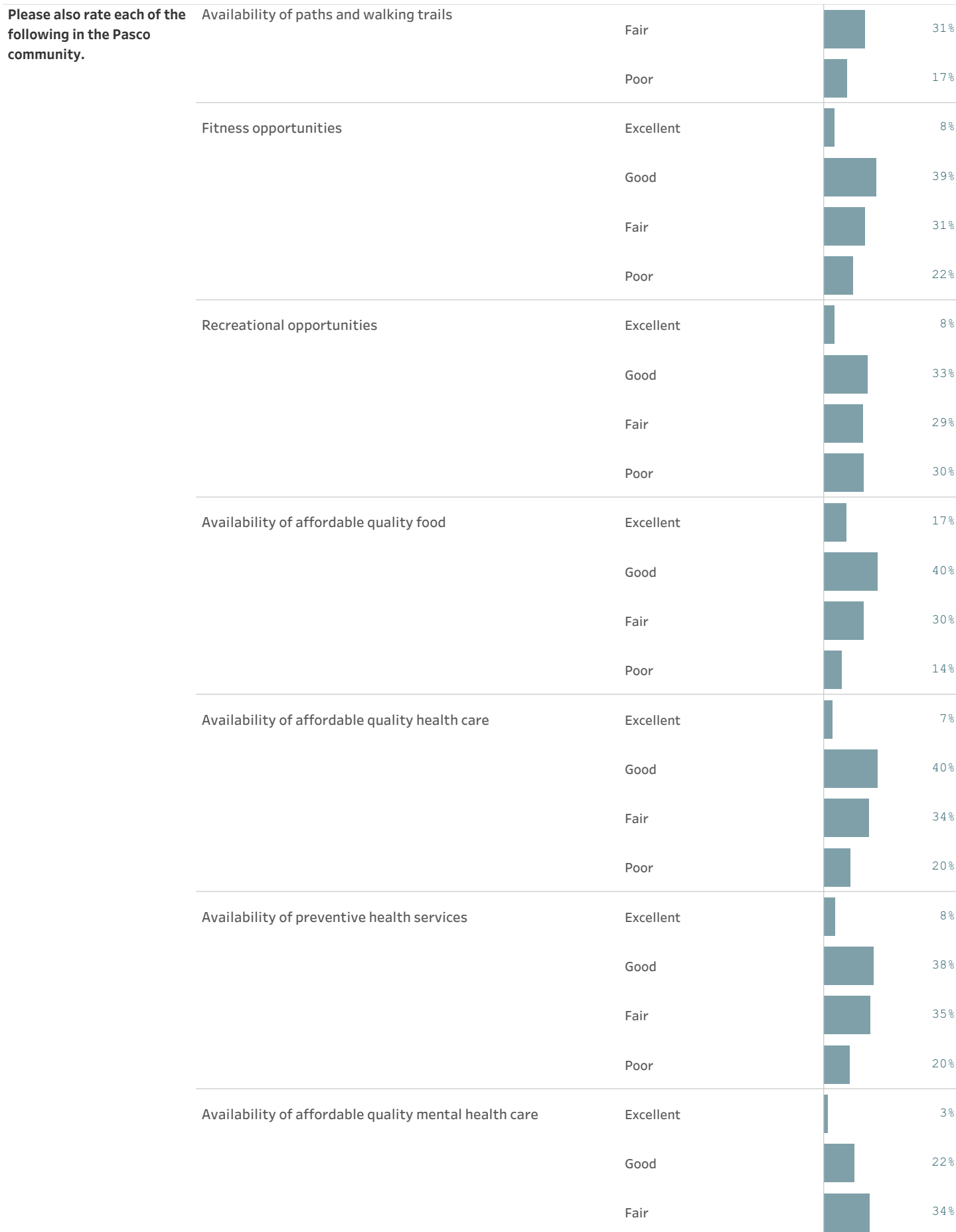
Please rate each of the following in the Pasco community.	Overall image or reputation	Poor		29%
Please also rate each of the following in the Pasco community.	Traffic flow on major streets	Excellent		4%
		Good		20%
		Fair		36%
		Poor		40%
	Ease of public parking	Excellent		13%
		Good		35%
		Fair		42%
		Poor		10%
	Ease of travel by car	Excellent		13%
		Good		49%
		Fair		27%
		Poor		10%
	Ease of travel by public transportation	Excellent		10%
		Good		45%
		Fair		23%
		Poor		22%
	Ease of travel by bicycle	Excellent		11%
		Good		23%
		Fair		38%
		Poor		28%
	Ease of walking	Excellent		13%
		Good		30%
		Fair		35%
		Poor		22%

Please also rate each of the following in the Pasco community.




























Please also rate each of the following in the Pasco community.




























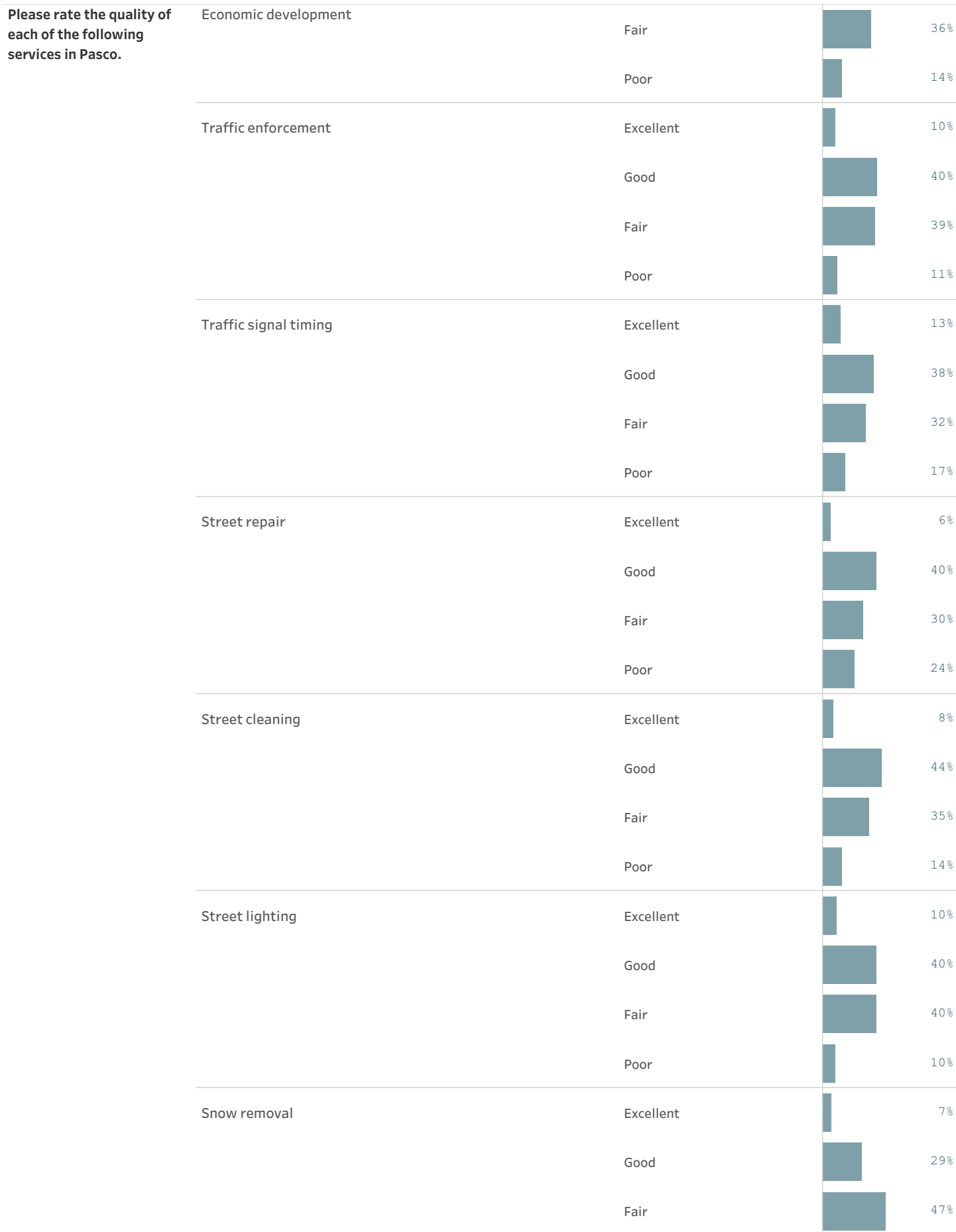


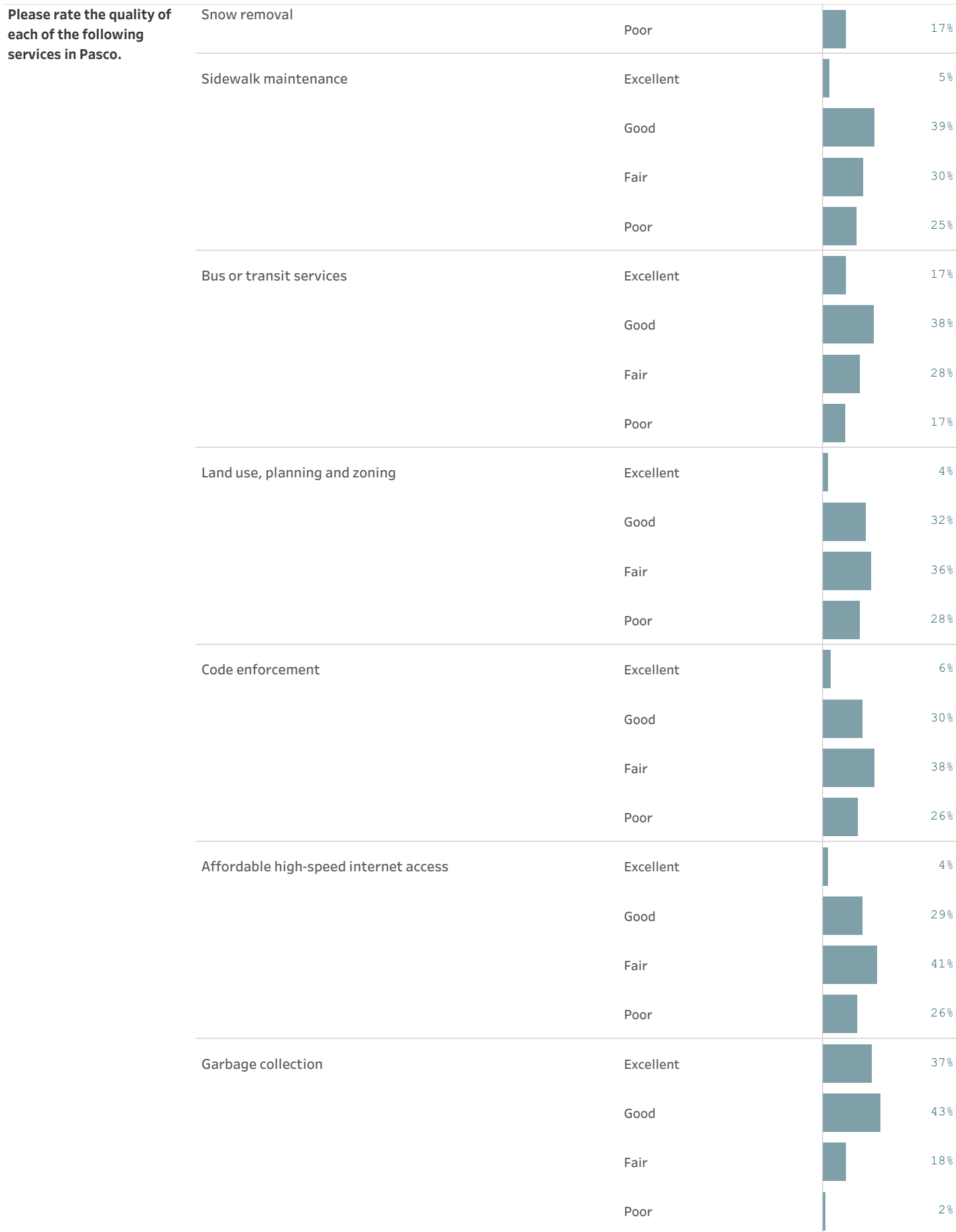
Please also rate each of the following in the Pasco community.



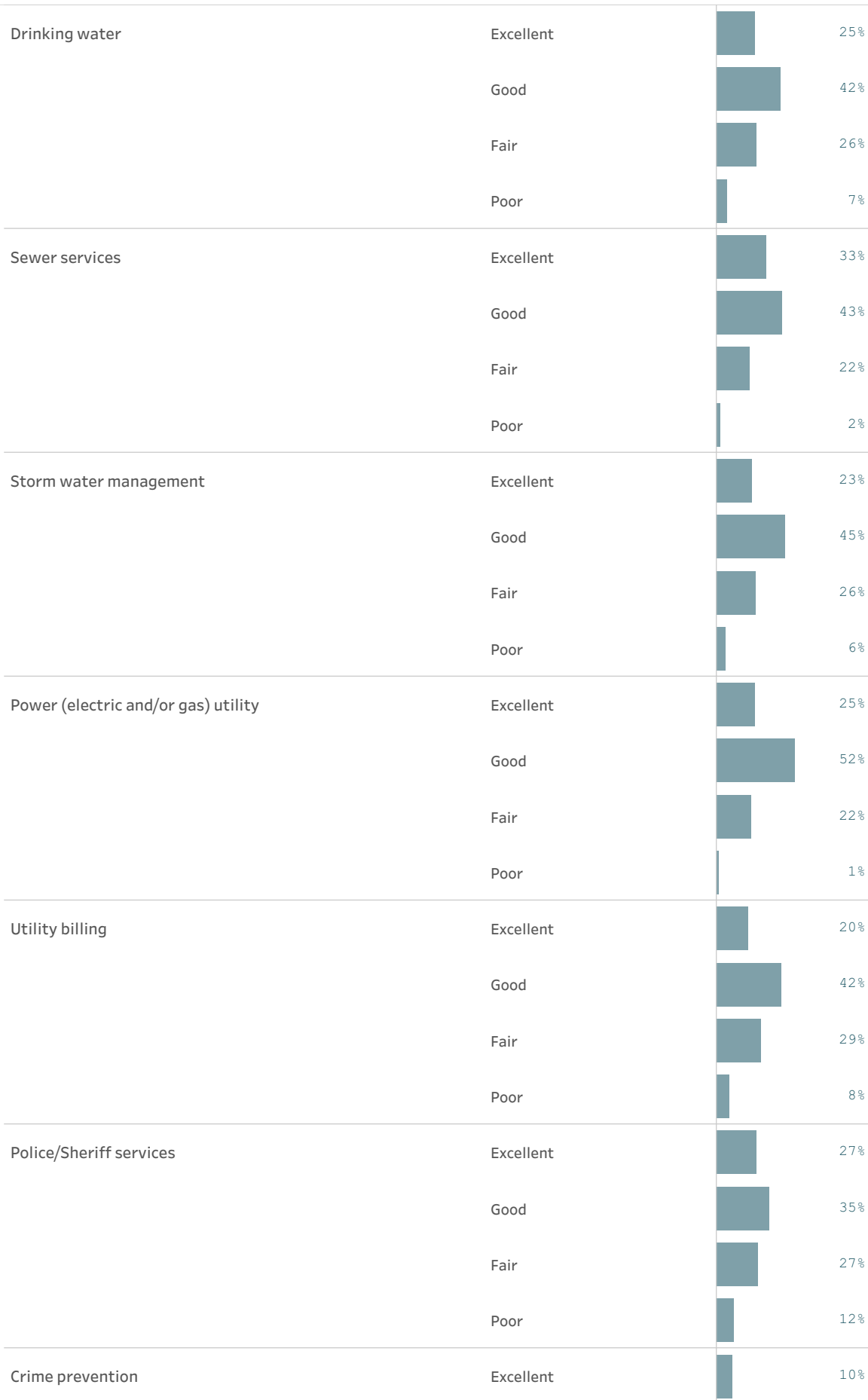
Please also rate each of the following in the Pasco community.	Neighborliness of residents	Excellent		8%
		Good		31%
		Fair		42%
		Poor		19%
	Opportunities to participate in social events and activities	Excellent		8%
		Good		22%
		Fair		53%
		Poor		16%
	Opportunities to attend special events and festivals	Excellent		9%
		Good		32%
		Fair		39%
		Poor		20%
	Opportunities to volunteer	Excellent		12%
		Good		27%
		Fair		47%
		Poor		15%
	Opportunities to participate in community matters	Excellent		9%
		Good		26%
		Fair		48%
		Poor		16%
	Openness and acceptance of the community toward people of diverse backgrounds	Excellent		15%
		Good		28%
		Fair		43%
		Poor		14%
Please indicate whether or not you have done each of the following in the last 12 months.	Contacted the City of Pasco for help or information	No		49%


























Please indicate whether or not you have done each of the following in the last 12 months.	Contacted the City of Pasco for help or information	Yes	 51%
	Contacted Pasco elected officials to express your opinion	No	 87%
		Yes	 13%
	Attended a local public meeting	No	 85%
		Yes	 15%
	Watched a local public meeting	No	 66%
		Yes	 34%
	Volunteered your time to some group/activity	No	 72%
		Yes	 28%
	Campaigned or advocated for a local issue, cause, or candidate	No	 83%
		Yes	 17%
	Voted in your most recent local election	No	 28%
		Yes	 72%
	Used public transportation instead of driving	No	 88%
		Yes	 12%
	Carpooled with other adults or children instead of driving alone	No	 47%
		Yes	 53%
	Walked or biked instead of driving	No	 48%
		Yes	 52%
Please rate the quality of each of the following services in Pasco.	Public information services	Excellent	 10%
		Good	 41%
		Fair	 39%
		Poor	 10%
	Economic development	Excellent	 15%
		Good	 35%

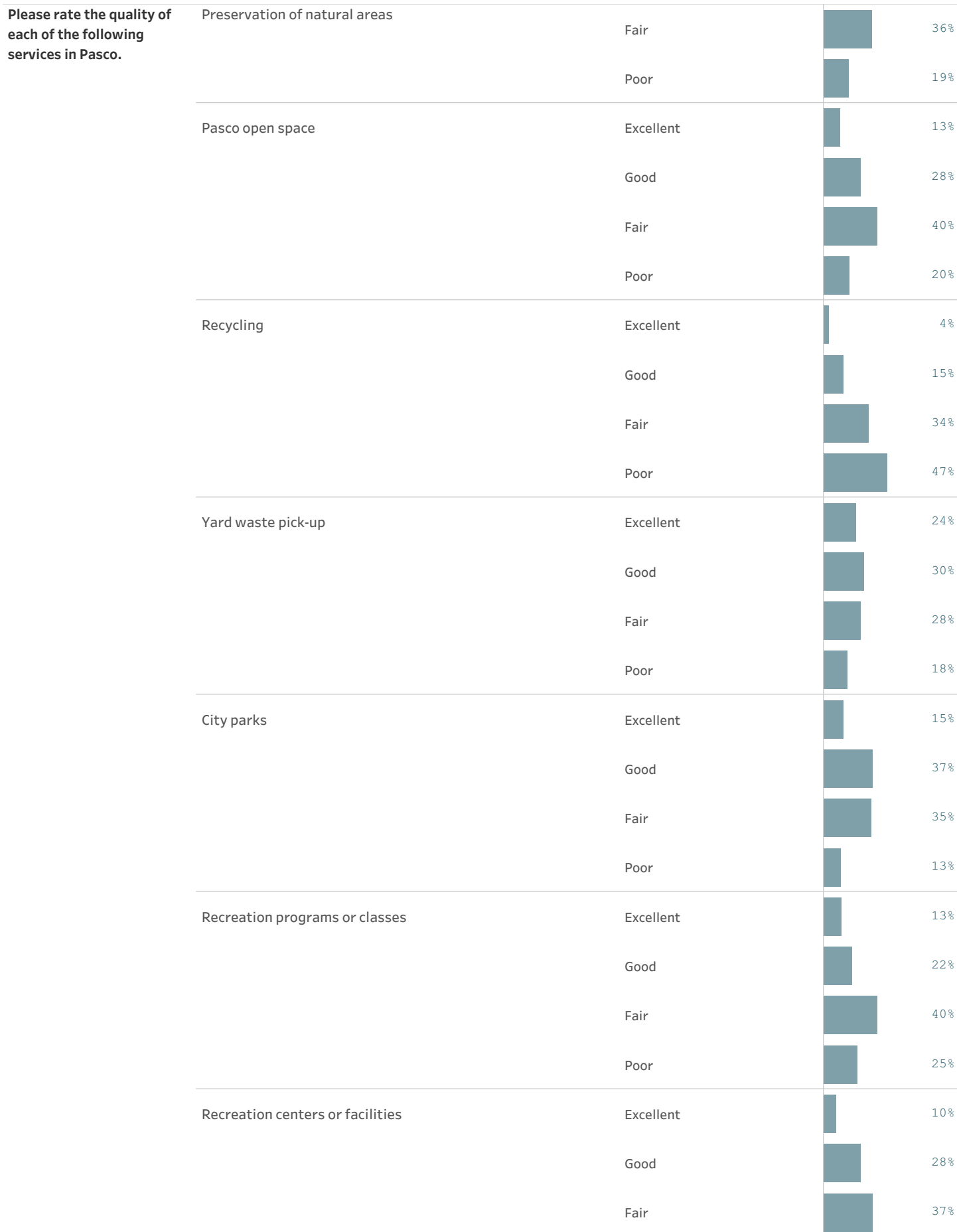





























Please rate the quality of each of the following services in Pasco.

























Please rate the quality of each of the following services in Pasco.	Crime prevention	Good		35%
		Fair		36%
		Poor		19%
Animal control		Excellent		9%
		Good		29%
		Fair		27%
		Poor		35%
Ambulance or emergency medical services		Excellent		30%
		Good		38%
		Fair		25%
		Poor		7%
Fire services		Excellent		32%
		Good		44%
		Fair		22%
		Poor		3%
Fire prevention and education		Excellent		24%
		Good		34%
		Fair		32%
		Poor		10%
Emergency preparedness		Excellent		16%
		Good		33%
		Fair		26%
		Poor		25%
Preservation of natural areas		Excellent		15%
		Good		30%

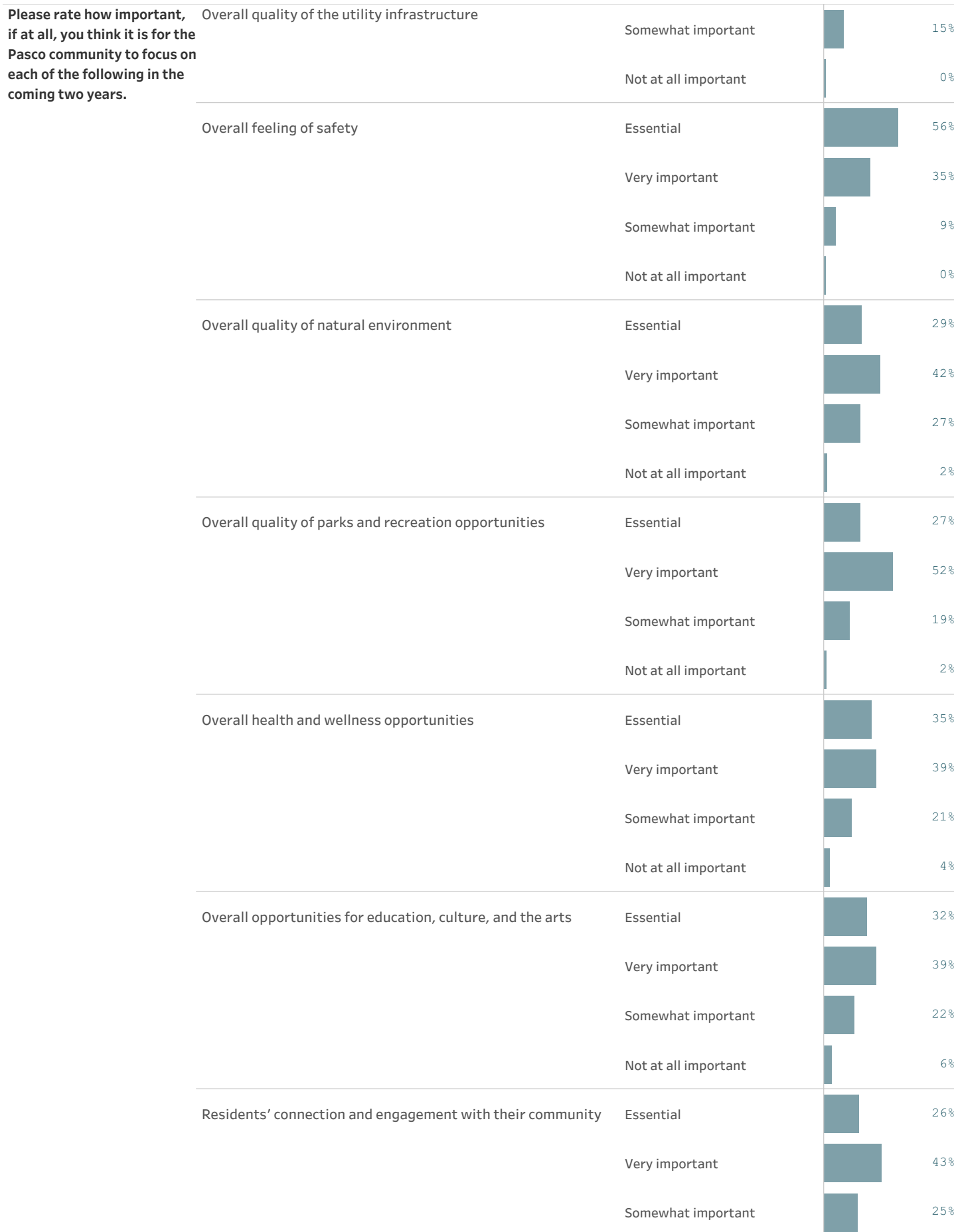


Please rate the quality of each of the following services in Pasco.	Recreation centers or facilities	Poor		26%
	Health services	Excellent		9%
		Good		43%
		Fair		29%
		Poor		19%
	Public library services	Excellent		26%
		Good		47%
		Fair		21%
		Poor		6%
	Overall customer service by Pasco employees	Excellent		17%
		Good		42%
		Fair		23%
		Poor		19%
Please rate the following categories of Pasco government performance.	The value of services for the taxes paid to Pasco	Excellent		7%
		Good		25%
		Fair		43%
		Poor		25%
	The overall direction that Pasco is taking	Excellent		13%
		Good		41%
		Fair		30%
		Poor		17%
	The job Pasco government does at welcoming resident involvement	Excellent		12%
		Good		27%
		Fair		36%
		Poor		26%

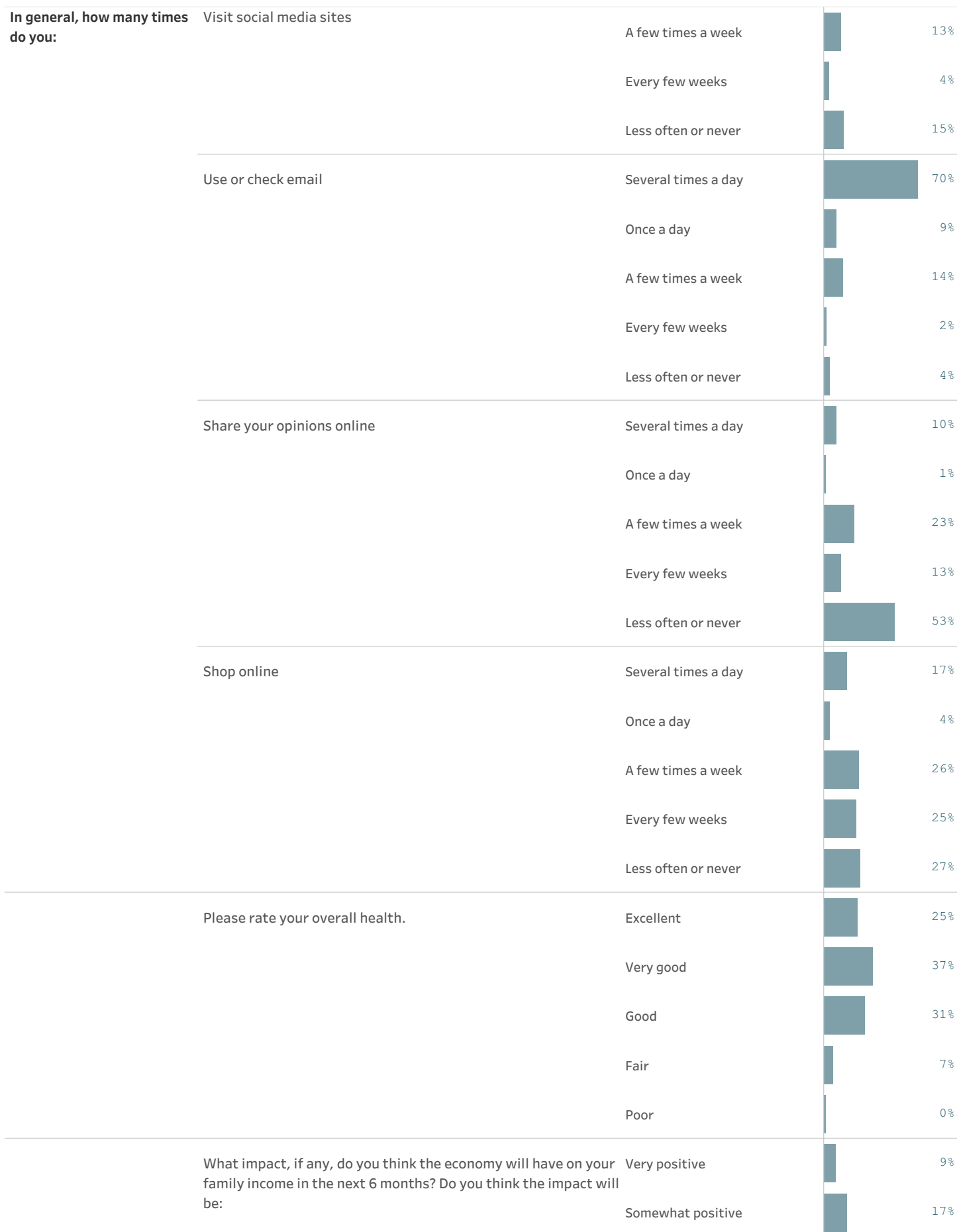
Please rate the following categories of Pasco government performance.

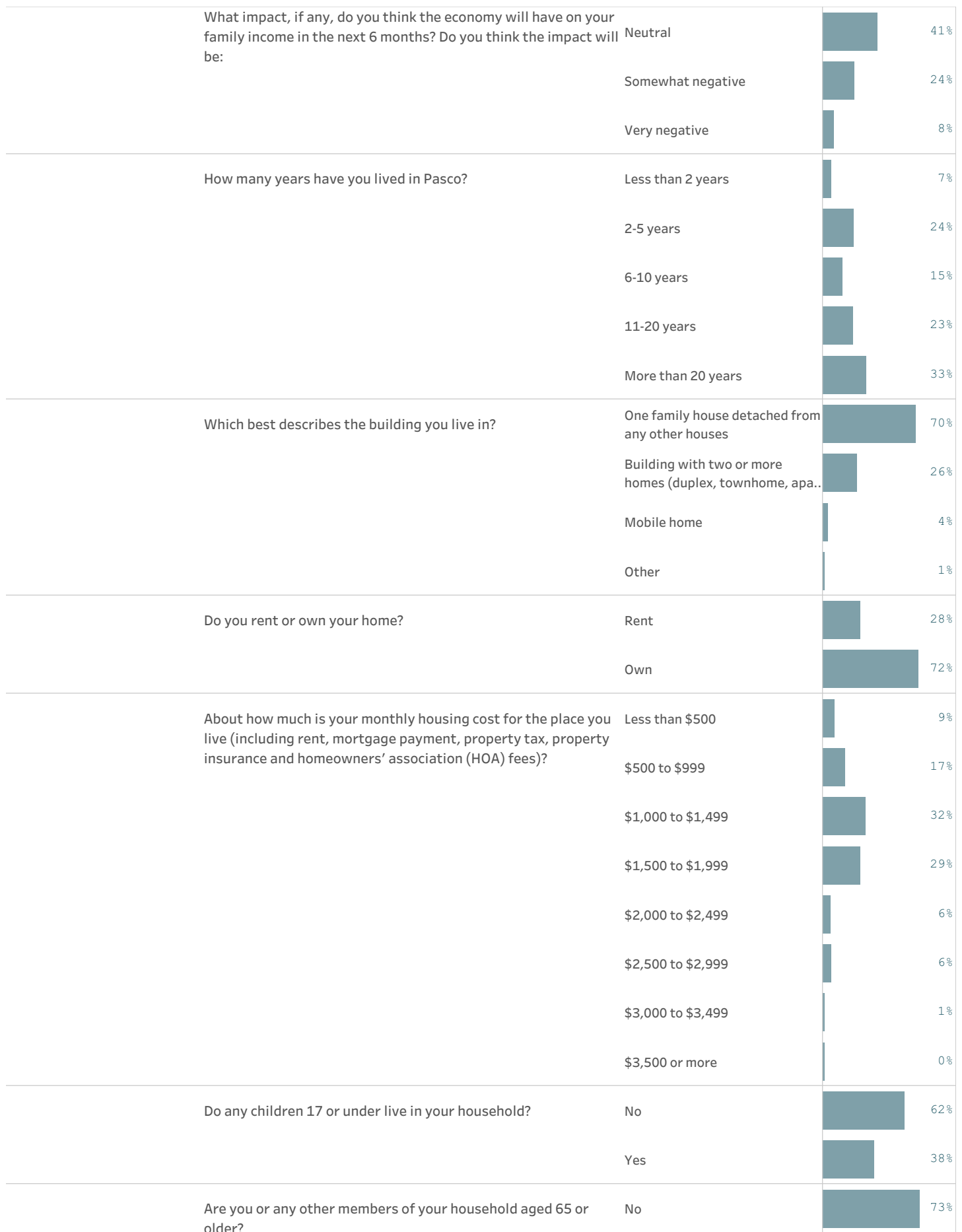

























Please rate the following categories of Pasco government performance.	Treating residents with respect	Good		34%
		Fair		37%
		Poor		15%
Overall, how would you rate the quality of the services provided by each of the following?	The City of Pasco	Excellent		12%
		Good		47%
		Fair		35%
		Poor		6%
	The Federal Government	Excellent		7%
		Good		26%
		Fair		40%
		Poor		28%
Please rate how important, if at all, you think it is for the Pasco community to focus on each of the following in the coming two years.	Overall economic health	Essential		45%
		Very important		43%
		Somewhat important		12%
		Not at all important		0%
	Overall quality of the transportation system	Essential		34%
		Very important		41%
		Somewhat important		23%
		Not at all important		2%
	Overall design or layout of residential and commercial areas	Essential		49%
		Very important		40%
		Somewhat important		11%
		Not at all important		0%
	Overall quality of the utility infrastructure	Essential		43%
		Very important		42%



Pasco community to focus on each of the following in the coming two years.	Residents' connection and engagement with their community	Not at all important		6%
	Short-term rentals (overnight accommodations of less than 30 consecutive days, such as those provided by Airbnb, VRBO, FlipKey, etc.) are not currently permitted in Pasco. The City is considering creating an inspection program to manage short-term rentals, which would require hiring additional City staff to complete inspections and process licenses. Please indicate how much you would support or oppose adding City staff to manage a short-term rental program in our community.	Strongly support		22%
		Somewhat support		36%
		Somewhat oppose		21%
		Strongly oppose		20%
	Mental health includes a broad spectrum of social, psychological, emotional, and behavioral traits. Funding resources for the prevention and/or treatment for conditions such as substance abuse or mental illness remains limited. Please indicate how much you would support or oppose a one-tenth of a percent sales tax to fund additional mental health services in the city of Pasco.	Strongly support		45%
		Somewhat support		33%
		Somewhat oppose		9%
		Strongly oppose		13%
	In 2012, Washington voters approved a ballot initiative to regulate, license, and tax the production, processing, and sale of marijuana. Local jurisdictions have the option to prohibit or designate zones for state-licensed marijuana businesses. These businesses are currently prohibited in the city of Pasco. Council is now considering revisiting this prohibition. Please indicate how much you would support or oppose changing regulations to allow retail marijuana sales and related operations within Pasco city limits.	Strongly support		28%
		Somewhat support		22%
		Somewhat oppose		10%
		Strongly oppose		41%
In general, how many times do you:	Access the internet from your home	Several times a day		69%
		Once a day		9%
		A few times a week		10%
		Every few weeks		3%
		Less often or never		8%
	Access the internet from your cell phone	Several times a day		84%
		Once a day		4%
		A few times a week		7%
		Every few weeks		0%
		Less often or never		4%
	Visit social media sites	Several times a day		61%
		Once a day		8%





Are you or any other members of your household aged 65 or older?	Yes		27%
How much do you anticipate your household's total income before taxes will be for the current year? (Please include in your total income money from all sources for all persons living in your household.)	Less than \$25,000		19%
	\$25,000 to \$49,999		22%
	\$50,000 to \$74,999		16%
	\$75,000 to \$99,999		15%
	\$100,000 to \$149,999		15%
	\$150,000 or more		14%
Are you Spanish, Hispanic or Latino?	No, not Spanish, Hispanic, or Latino		57%
	Yes, I consider myself to be Spanish, Hispanic, or Latino		43%
What is your race? (Mark one or more races to indicate what race you consider yourself to be.)	American Indian or Alaskan Native		2%
	Asian, Asian Indian, or Pacific Islander		4%
	Black or African American		1%
	White		79%
	Other		20%
In which category is your age?	18-24 years		3%
	25-34 years		34%
	35-44 years		14%
	45-54 years		20%
	55-64 years		9%
	65-74 years		11%
	75 years or older		9%
What is your gender?	Female		47%
	Male		53%

Full trends

This table contains the trends over time for the City of Pasco. The combined “percent positive” responses for each survey year are presented (e.g., excellent/good or yes). If an item was not included during an administration of the survey, no percentage will be shown in the table. If the difference between the 2019 and 2021 surveys is greater than nine percentage points, the change is statistically significant.

It is important to note that in 2020, The NCS survey was updated to include new and refreshed items. Consequently, some of the trends may be impacted due to wording modifications that could have potentially altered the meaning of the item for the respondent.

		2005	2007	2009	2011	2013	2015	2017	2019	2021
Please rate each of the following aspects of quality of life in Pasco.	Pasco as a place to live	75%	59%	78%	73%	69%	66%	77%	85%	72%
	Your neighborhood as a place to live	68%	63%	77%	71%	77%	74%	73%	77%	70%
	Pasco as a place to raise children	66%	49%	62%	63%	63%	61%	60%	73%	71%
	Pasco as a place to work	65%	57%	64%	63%	56%	47%	72%	56%	67%
	Pasco as a place to visit					43%	34%	39%	33%	35%
	Pasco as a place to retire	54%	45%	60%	59%	59%	45%	66%	54%	54%
	The overall quality of life	64%	52%	76%	64%	69%	59%	69%	61%	69%
	Sense of community	56%	46%	53%	48%	33%	38%	34%	43%	45%
Please rate each of the following characteristics as they relate to Pasco as a whole.	Overall economic health					44%	40%	45%	63%	57%
	Overall quality of the transportation system								57%	51%
	Overall design or layout of residential and commercial areas					45%	42%	41%	51%	43%
	Overall quality of the utility infrastructure								74%	64%
	Overall feeling of safety					48%	53%	53%	64%	57%
	Overall quality of natural environment			56%	55%	57%	58%	62%	61%	52%
	Overall quality of parks and recreation opportunities								59%	43%
	Overall health and wellness opportunities					49%	40%	48%	46%	47%
	Overall opportunities for education, culture, and the arts					52%	40%	55%	47%	45%
	Residents’ connection and engagement with their community								33%	34%
Please indicate how likely or unlikely you are to do each of the following.	Recommend living in Pasco to someone who asks			83%	79%	77%	76%	84%	78%	76%
	Remain in Pasco for the next five years			85%	83%	85%	80%	83%	81%	79%
Please rate how safe or unsafe you feel:	In your neighborhood during the day	85%	80%	92%	91%	92%	85%	87%	90%	82%
	In Pasco’s downtown/commercial area during the day	69%	64%	60%	61%	60%	59%	61%	66%	48%
	From property crime	40%	32%	44%	44%				65%	54%
	From violent crime	53%	41%	51%	54%				62%	63%
	From fire, flood, or other natural disaster								88%	82%
Please rate the job you feel the Pasco community does at each of	Making all residents feel welcome								63%	58%

Please rate the job you feel the Pasco community does at each of the following.	Attracting people from diverse backgrounds	54% 53%
	Valuing/respecting residents from diverse backgrounds	67% 49%
	Taking care of vulnerable residents	44% 42%
Please rate each of the following in the Pasco community.	Overall quality of business and service establishments	58% 54% 38% 43% 42% 59% 56%
	Variety of business and service establishments	54% 45%
	Vibrancy of downtown/commercial area	18% 14% 23% 29% 19%
	Employment opportunities	39% 33% 48% 40% 28% 37% 45% 47% 56%
	Shopping opportunities	35% 38% 38% 35% 31% 35% 40% 35% 37%
	Cost of living	48% 49% 48% 45% 39%
	Overall image or reputation	46% 35% 37% 32% 28% 23% 34% 35% 37%
Please also rate each of the following in the Pasco community.	Traffic flow on major streets	65% 53% 54% 55% 47% 47% 49% 41% 29%
	Ease of public parking	63% 66% 57% 66% 49%
	Ease of travel by car	73% 64% 72% 72% 67% 72% 66% 74% 64%
	Ease of travel by public transportation	55% 59% 62% 62% 57%
	Ease of travel by bicycle	63% 55% 67% 53% 35% 57% 52% 44% 33%
	Ease of walking	67% 57% 61% 55% 47% 57% 56% 49% 45%
	Well-planned residential growth	45% 36%
	Well-planned commercial growth	43% 42%
	Well-designed neighborhoods	53% 44%
	Preservation of the historical or cultural character of the community	50% 42%
	Public places where people want to spend time	31% 41% 46% 30% 30%
	Variety of housing options	70% 57% 57% 52% 50% 44% 37%
	Availability of affordable quality housing	55% 52% 66% 52% 54% 48% 41% 36% 27%
	Overall quality of new development	73% 65% 73% 66% 54% 44% 52% 62% 50%
	Overall appearance	48% 33% 46% 37% 33% 44% 45% 52% 48%
	Cleanliness	45% 38% 32% 52% 47% 47% 52%
	Water resources	62% 52%
	Air quality	64% 59% 62% 56% 56% 64% 65% 71% 63%
	Availability of paths and walking trails	62% 59% 47% 61% 60% 57% 48%
	Fitness opportunities	53% 49% 59% 53% 46%
	Recreational opportunities	47% 48% 47% 45% 42% 42% 50% 43% 42%
	Availability of affordable quality food	58% 59% 59% 66% 55%

Please also rate each of the following in the Pasco community.	Availability of affordable quality health care	42% 45% 54% 43% 51% 47% 60% 52% 47%
	Availability of preventive health services	53% 49% 43% 53% 57% 53% 46%
	Availability of affordable quality mental health care	30% 38% 49% 29% 27%
	Opportunities to attend cultural/arts/music activities	49% 51% 47% 45% 27% 36% 33% 33% 21%
	Community support for the arts	30% 29%
	Availability of affordable quality childcare/preschool	41% 40% 54% 47% 38% 46% 48% 30% 31%
	K-12 education	62% 50% 63% 53% 54% 53% 55% 54% 45%
	Adult educational opportunities	54% 59% 57% 51% 39%
	Sense of civic/community pride	31% 36%
	Neighborliness of residents	40% 41% 50% 49% 39%
	Opportunities to participate in social events and activities	57% 50% 29% 41% 44% 42% 30%
	Opportunities to attend special events and festivals	37% 39% 39% 47% 38%
	Opportunities to volunteer	72% 58% 45% 53% 60% 55% 37%
	Opportunities to participate in community matters	58% 51% 37% 47% 45% 34% 36%
	Openness and acceptance of the community toward people of diver..	54% 56% 63% 57% 45% 48% 66% 49% 43%
Please indicate whether or not you have done each of the following in the last 12 months.	Contacted the City of Pasco for help or information	61% 71% 56% 46% 45% 44% 43% 44% 51%
	Contacted Pasco elected officials to express your opinion	15% 15% 14% 9% 14%
	Attended a local public meeting	31% 19% 19% 22% 14% 21% 20% 22% 14%
	Watched a local public meeting	45% 41% 39% 47% 30% 29% 36% 26% 34%
	Volunteered your time to some group/activity	41% 43% 40% 38% 35% 37% 22% 31% 27%
	Campaigned or advocated for a local issue, cause, or candidate	20% 27% 18% 15% 16%
	Voted in your most recent local election	58% 51% 63% 57% 68% 66%
	Used public transportation instead of driving	26% 28% 20% 33% 14%
	Carpooled with other adults or children instead of driving alone	47% 45% 56% 55% 56%
	Walked or biked instead of driving	52% 41% 58% 49% 54%
Please rate the quality of each of the following services in Pasco.	Public information services	55% 58% 65% 57% 51% 63% 53% 55% 50%
	Economic development	49% 53% 47% 46% 43% 41% 40% 55% 52%
	Traffic enforcement	63% 59% 63% 57% 61% 50% 56% 55% 51%
	Traffic signal timing	57% 44% 49% 57% 41% 48% 52% 51% 51%
	Street repair	54% 57% 53% 53% 39% 46% 49% 51% 48%
	Street cleaning	62% 59% 62% 60% 49% 59% 56% 57% 53%
	Street lighting	57% 54% 57% 51% 46% 50% 47% 53% 50%

Please rate the quality of each of the following services in Pasco.	Snow removal	45%	46%	51%	47%	45%	51%	36%	42%	36%
	Sidewalk maintenance	53%	51%	47%	50%	49%	48%	42%	53%	44%
	Bus or transit services	77%	68%	73%	69%	64%	69%	70%	56%	
	Land use, planning and zoning	53%	46%	45%	46%	36%	33%	38%	43%	35%
	Code enforcement	38%	39%	30%	27%	33%	31%	37%	37%	35%
	Affordable high-speed internet access								45%	34%
	Garbage collection	85%	84%	83%	84%	76%	84%	82%	86%	80%
	Drinking water	56%	54%	62%	65%	63%	64%	71%	82%	66%
	Sewer services	69%	71%	73%	76%	65%	77%	76%	81%	75%
	Storm water management	66%	63%	65%	68%	60%	69%	73%	71%	68%
	Power (electric and/or gas) utility									77%
	Utility billing					56%	66%	62%	54%	64%
	Police/Sheriff services	70%	63%	71%	74%	67%	63%	78%	73%	61%
	Crime prevention	56%	43%	57%	56%	50%	45%	62%	61%	46%
	Animal control	53%	45%	43%	37%	46%	36%	47%	53%	41%
	Ambulance or emergency medical services	87%	73%	87%	84%	73%	85%	92%	82%	69%
	Fire services	89%	87%	88%	88%	78%	87%	90%	85%	77%
	Fire prevention and education	68%	70%	62%	65%	68%	69%	58%		
	Emergency preparedness	53%	47%	32%	40%	44%	43%	47%		
	Preservation of natural areas	57%	51%	42%	46%	51%	49%	42%		
	Pasco open space	37%	47%	43%	54%	41%				
	Recycling	65%	52%	51%	43%	34%	32%	46%	24%	18%
	Yard waste pick-up	61%	56%	65%	66%	65%	66%	67%	55%	53%
	City parks	70%	68%	65%	65%	56%	66%	68%	57%	53%
	Recreation programs or classes	69%	59%	56%	53%	45%	50%	53%	44%	34%
	Recreation centers or facilities	59%	53%	51%	53%	38%	56%	50%	32%	37%
	Health services	54%	58%	57%	48%	55%	51%	54%		
	Public library services	68%	74%	76%	61%	69%	79%	77%	75%	71%
	Overall customer service by Pasco employees	58%	60%	68%	71%	55%	57%	61%	59%	57%
Please rate the following categories of Pasco government performance.	The value of services for the taxes paid to Pasco	52%	51%	53%	49%	34%	45%	37%	50%	33%
	The overall direction that Pasco is taking	61%	54%	60%	45%	51%	42%	46%	56%	56%
	The job Pasco government does at welcoming resident involvement	56%	48%	47%	40%	34%	38%	44%	49%	37%

Please rate the following categories of Pasco government performance.	Overall confidence in Pasco government	39%	34%	44%	43%	44%				
	Generally acting in the best interest of the community	40%	43%	43%	51%	48%				
	Being honest	40%	39%	52%	51%	48%				
	Being open and transparent to the public				46%	42%				
	Informing residents about issues facing the community				40%	43%				
	Treating all residents fairly	46%	42%	50%	45%	46%				
	Treating residents with respect				60%	48%				
Overall, how would you rate the quality of the services provided by each of the following?	The City of Pasco	69%	58%	69%	61%	64%	60%	63%	62%	61%
	The Federal Government	50%	41%	50%	42%	36%	44%	36%	39%	36%
Please rate how important, if at all, you think it is for the Pasco community to focus on each of the following in the coming two years.	Overall economic health	83%	89%	91%	92%	89%				
	Overall quality of the transportation system				75%	78%				
	Overall design or layout of residential and commercial areas	56%	74%	74%	87%	90%				
	Overall quality of the utility infrastructure				92%	87%				
	Overall feeling of safety	94%	91%	87%	94%	92%				
	Overall quality of natural environment	68%	75%	70%	88%	74%				
	Overall quality of parks and recreation opportunities				91%	81%				
	Overall health and wellness opportunities	74%	73%	77%	86%	77%				
	Overall opportunities for education, culture, and the arts	81%	81%	78%	86%	73%				
	Residents’ connection and engagement with their community	70%	82%	77%	76%	72%				
In general, how many times do you:	Access the internet from your home				88%	89%				
	Access the internet from your cell phone				90%	96%				
	Visit social media sites				81%	82%				
	Use or check email				92%	93%				
	Share your opinions online				35%	33%				
	Shop online				50%	50%				
	Please rate your overall health.	55%	47%	43%	68%	63%				
	What impact, if any, do you think the economy will have on your fa..	32%	23%	25%	25%	25%	30%	26%	38%	25%

Methods (open participation)

As part of its participation in The National Community Survey™ (The NCST™), the City of Pasco conducted a survey of 346 residents. Survey invitations were mailed to randomly selected households and data were collected from November 17th, 2021 to January 12th, 2022. The results from this main survey effort represent the most robust estimate of your residents' opinions.

After the above data collection period was underway, a link to an online open participation survey was publicized by the City of Pasco. The open participation survey was identical to the probability sample survey with two small updates; it included a map at the beginning asking where the respondent lives and also a question about where they heard about the survey. The open participation survey was open to all city residents and became available on December 22nd, 2021. The survey remained open for three weeks and there were 208 responses.





























The open participation survey data were not collected through a random sample and it is unknown who in the community was aware of the survey; therefore, a level of confidence in the representativeness of the sample cannot be estimated. However, to reduce bias where possible, these data were statistically weighted to match the demographic characteristics of the 2010 Census and 2019 American Community Survey estimates for adults in the City of Pasco. The characteristics used for weighting were age, sex, race, Hispanic origin, housing type, housing tenure, and area. No adjustments were made for design effects. Weights were calculated using an iterative, multiplicative raking model known as the ANES Weighting Algorithm.* The results of the weighting scheme for the open participation survey are presented in the following table.































* Pasek, J. (2010). ANES Weighting Algorithm. Retrieved from <https://web.stanford.edu/group/iriss/cgi-bin/anesrake/resources/RakingDescription.pdf>

































		Unweighted	Weighted	Target*
Age	18-34	17%	38%	38%
	35-54	48%	36%	37%
	55+	35%	26%	26%
Area	District 1	8%	12%	12%
	District 2	8%	14%	14%
	District 3	27%	24%	24%
	District 4	18%	21%	21%
	District 5	34%	18%	18%
	District 6	6%	11%	11%
Hispanic origin	No, not Spanish, Hispanic, or Latino	77%	51%	51%
	Yes, I consider myself to be Spanish, Hispana..	23%	49%	49%
Housing tenure	Own	87%	69%	69%
	Rent	13%	31%	31%
Housing type	Attached	7%	29%	29%
	Detached	93%	71%	71%
Race & Hispanic origin	Not white alone	33%	56%	56%
	White alone, not Hispanic or Latino	67%	44%	44%
Sex	Female	56%	49%	49%
	Male	44%	51%	51%
Sex/age	Female 18-34	11%	18%	18%
	Female 35-54	28%	17%	17%
	Female 55+	18%	13%	13%
	Male 18-34	7%	20%	20%
	Male 35-54	23%	19%	19%
	Male 55+	14%	13%	13%

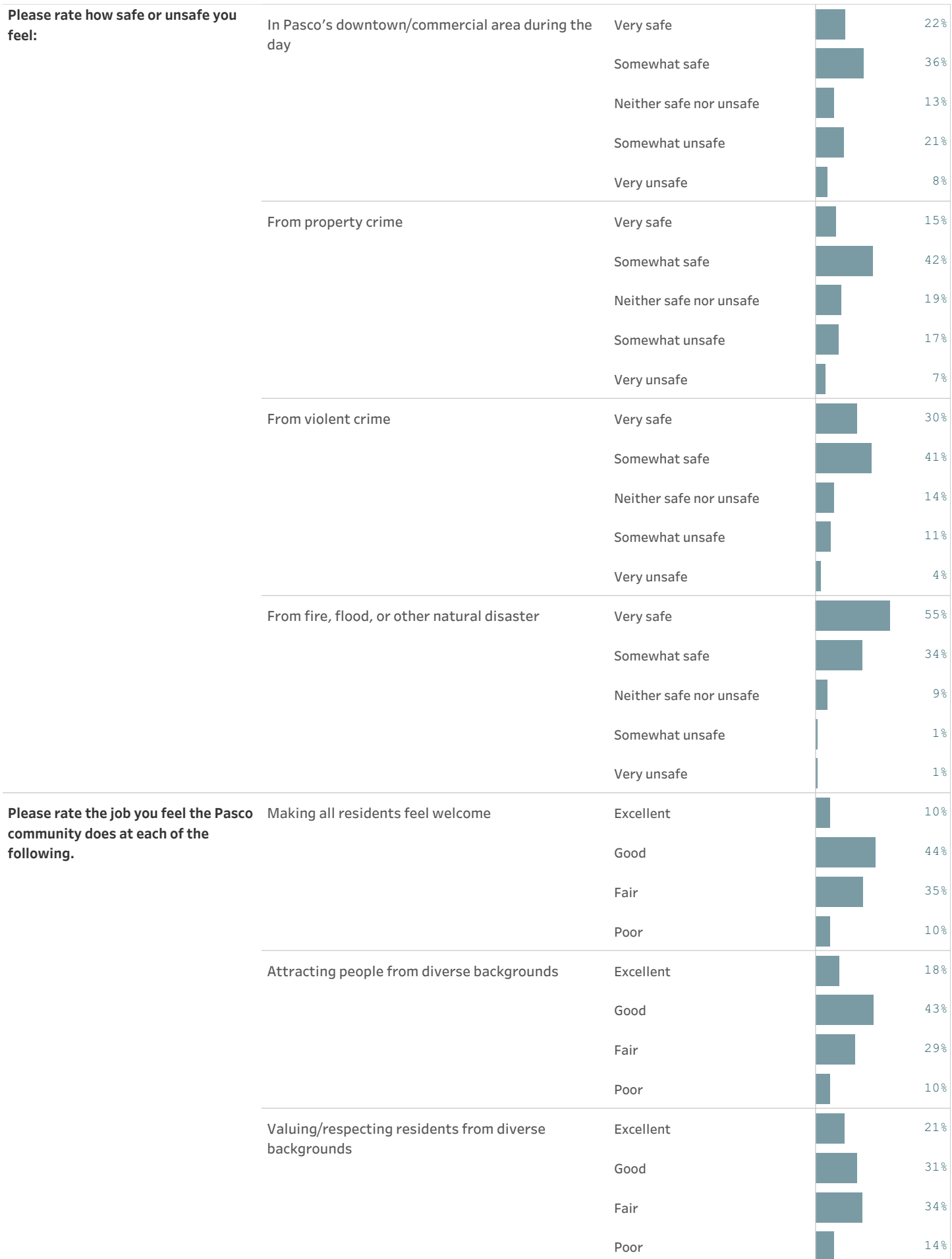
Open participation survey results

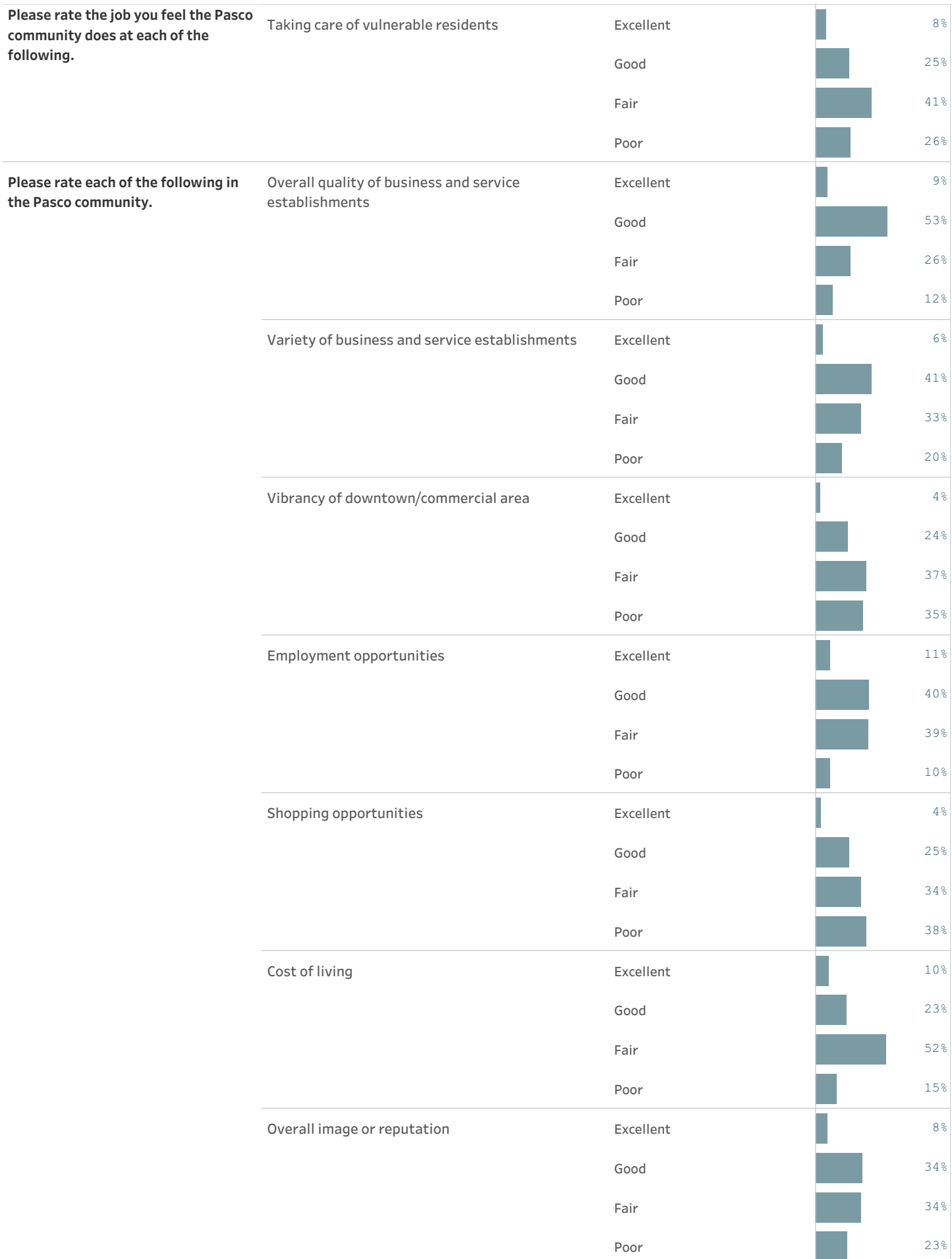
This dashboard contains a complete set of responses to each question on the open participation survey. By default, "don't know" responses are excluded, but may be added to the table using the response filter to the right. When a table for a question that only permitted a single response does not total to exactly 100%, it is due to the common practice of percentages being rounded to the nearest whole number.

	In which district of Pasco do you live? (Refer to map above.)	Council District 1		11%
		Council District 2		14%
		Council District 3		24%
		Council District 4		21%
		Council District 5		18%
		Council District 6		11%
		None of these/I don't live in Pasco		1%
Please rate each of the following aspects of quality of life in Pasco.	Pasco as a place to live	Excellent		25%
		Good		39%
		Fair		32%
		Poor		4%
	Your neighborhood as a place to live	Excellent		35%
		Good		42%
		Fair		17%
		Poor		6%
	Pasco as a place to raise children	Excellent		26%
		Good		44%
		Fair		22%
		Poor		8%
	Pasco as a place to work	Excellent		17%
		Good		47%
		Fair		31%
		Poor		5%
	Pasco as a place to visit	Excellent		12%
		Good		36%
		Fair		30%
		Poor		21%
	Pasco as a place to retire	Excellent		23%

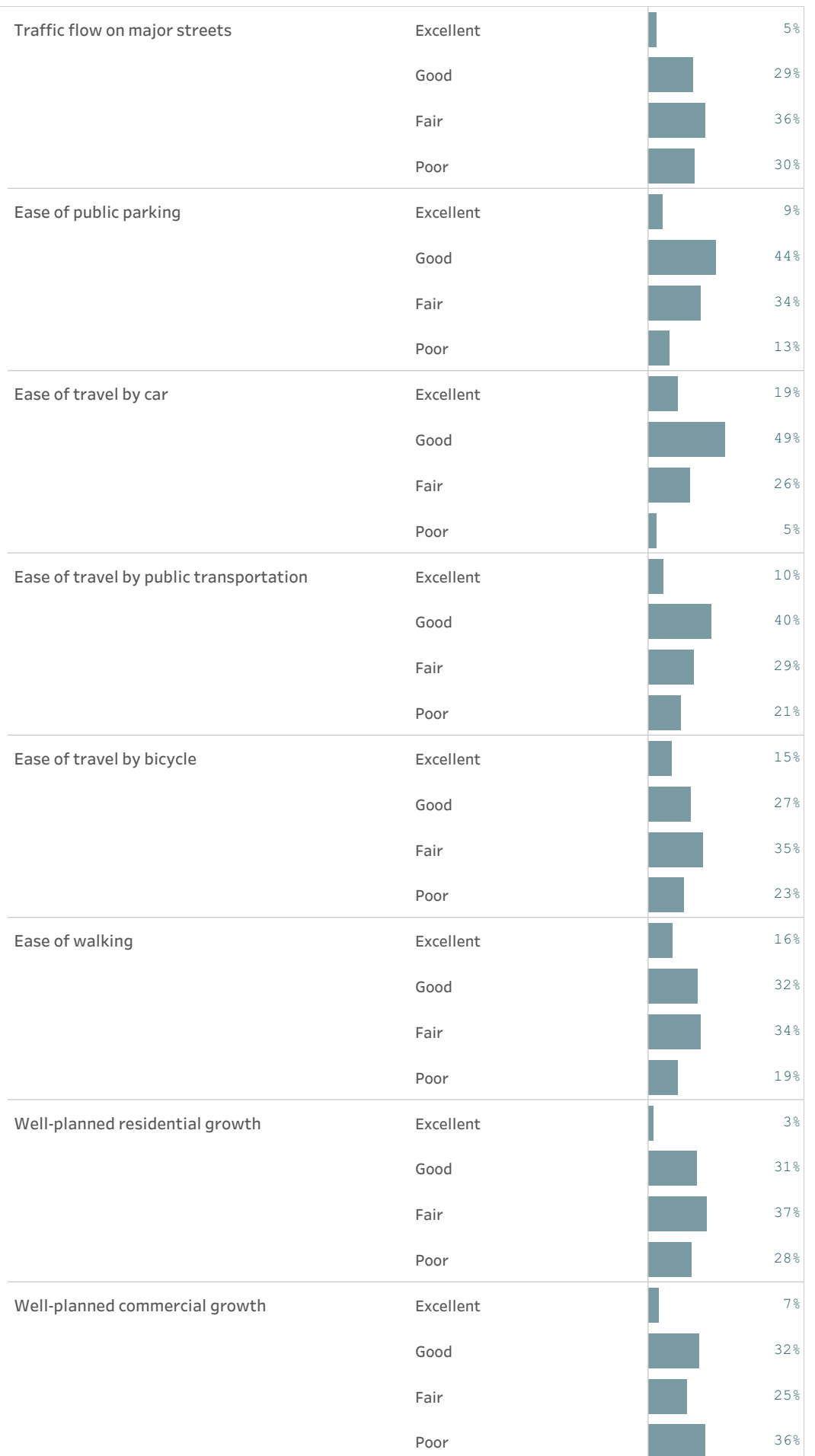
Please rate each of the following aspects of quality of life in Pasco.	Pasco as a place to retire	Good		31%
		Fair		31%
		Poor		14%
	The overall quality of life	Excellent		21%
		Good		51%
		Fair		23%
		Poor		6%
	Sense of community	Excellent		11%
		Good		41%
		Fair		31%
		Poor		16%
Please rate each of the following characteristics as they relate to Pasco as a whole.	Overall economic health	Excellent		11%
		Good		52%
		Fair		30%
		Poor		7%
	Overall quality of the transportation system	Excellent		9%
		Good		37%
		Fair		33%
		Poor		21%
	Overall design or layout of residential and commercial areas	Excellent		4%
		Good		41%
		Fair		32%
		Poor		23%
	Overall quality of the utility infrastructure	Excellent		16%
		Good		59%
		Fair		20%
		Poor		6%
	Overall feeling of safety	Excellent		13%
		Good		35%
		Fair		36%
		Poor		16%
	Overall quality of natural environment	Excellent		11%

Please rate each of the following characteristics as they relate to Pasco as a whole.	Overall quality of natural environment	Good		41%
		Fair		33%
		Poor		15%
	Overall quality of parks and recreation opportunities	Excellent		11%
		Good		38%
		Fair		29%
		Poor		21%
	Overall health and wellness opportunities	Excellent		9%
		Good		38%
		Fair		36%
		Poor		17%
	Overall opportunities for education, culture, and the arts	Excellent		9%
		Good		27%
		Fair		42%
		Poor		23%
	Residents' connection and engagement with their community	Excellent		6%
		Good		19%
		Fair		47%
		Poor		27%
Please indicate how likely or unlikely you are to do each of the following.	Recommend living in Pasco to someone who asks	Very likely		34%
		Somewhat likely		49%
		Somewhat unlikely		9%
		Very unlikely		7%
	Remain in Pasco for the next five years	Very likely		59%
		Somewhat likely		28%
		Somewhat unlikely		5%
		Very unlikely		8%
Please rate how safe or unsafe you feel:	In your neighborhood during the day	Very safe		61%
		Somewhat safe		27%
		Neither safe nor unsafe		7%
		Somewhat unsafe		0%
		Very unsafe		5%

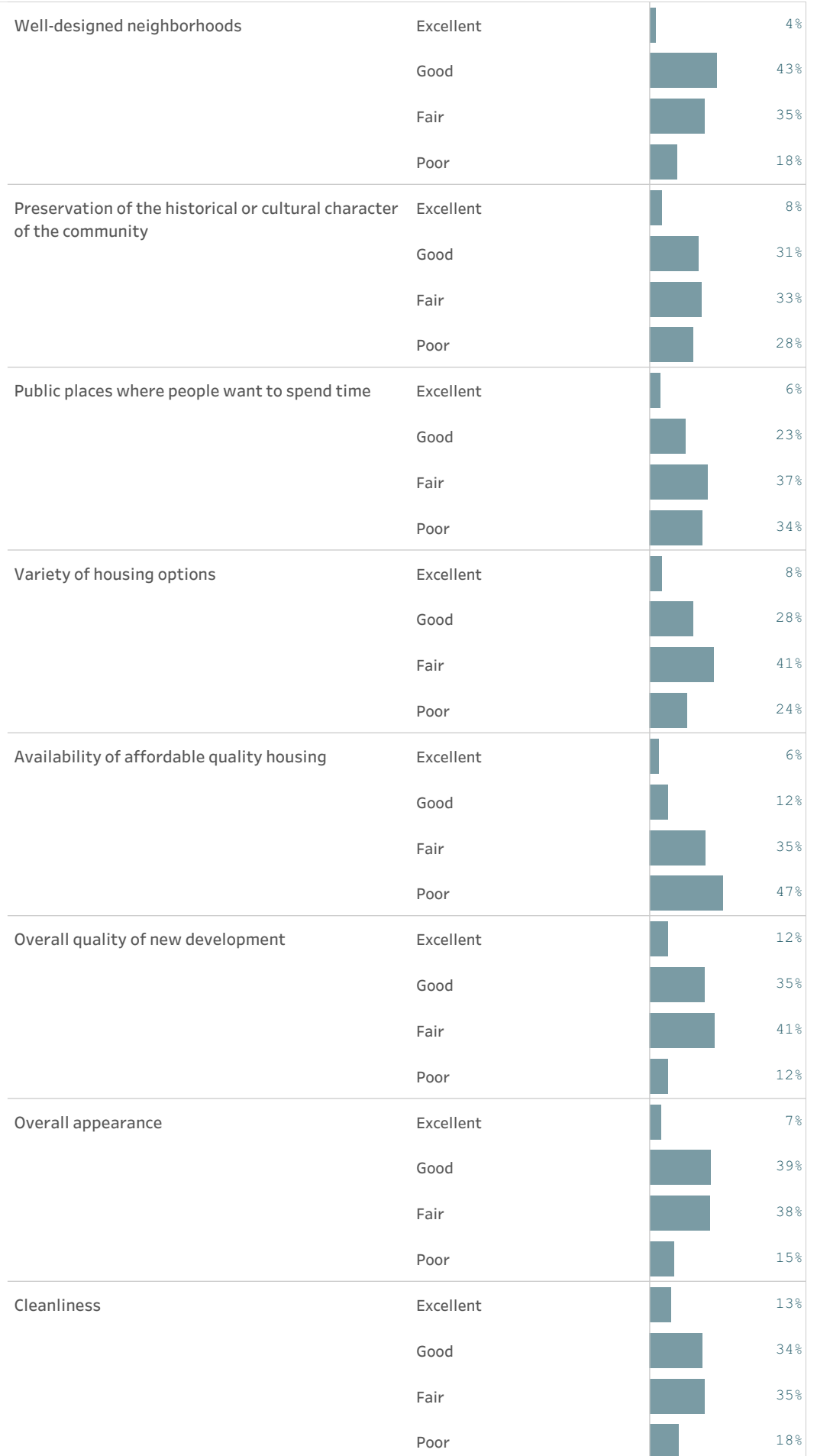




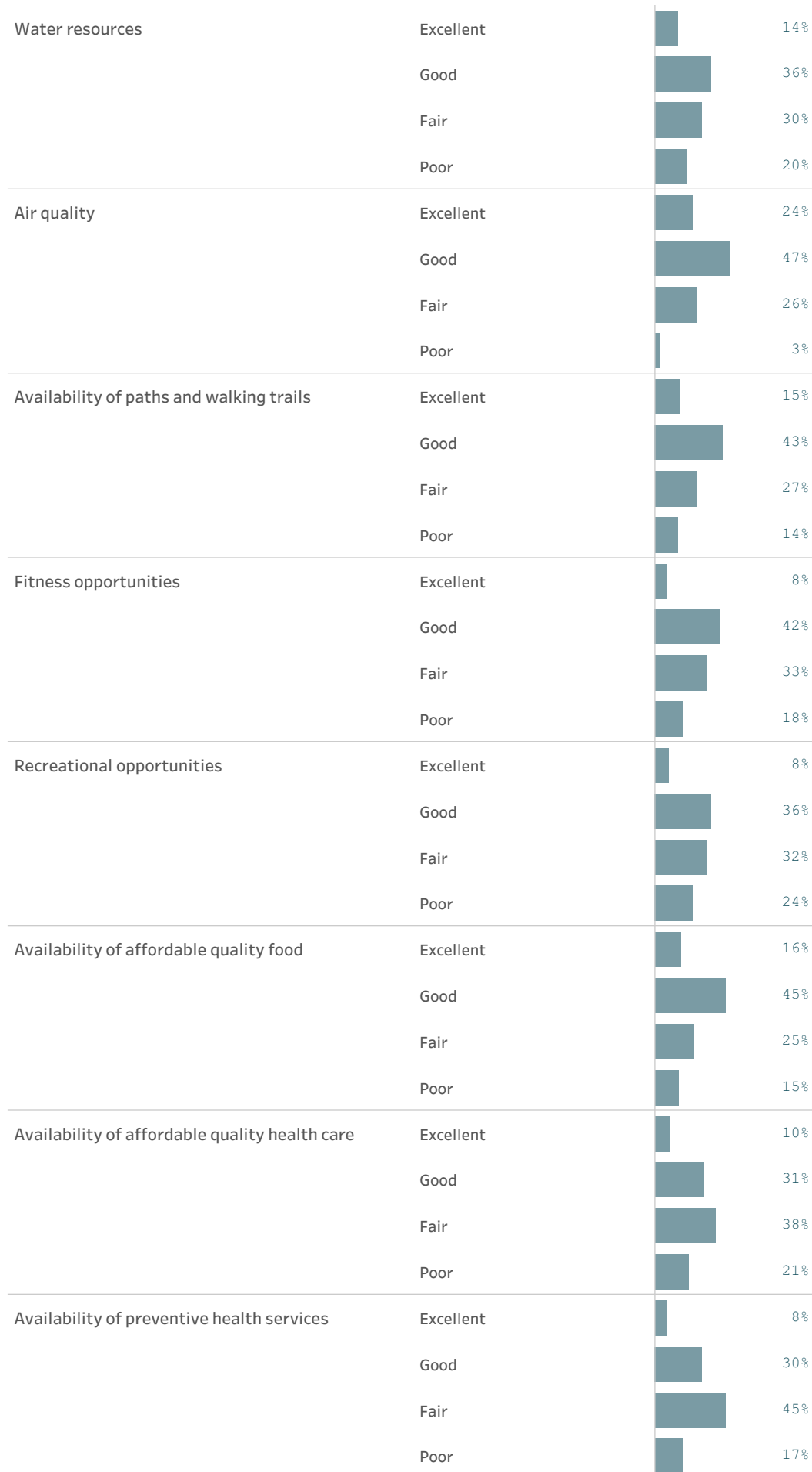
Please also rate each of the following in the Pasco community.



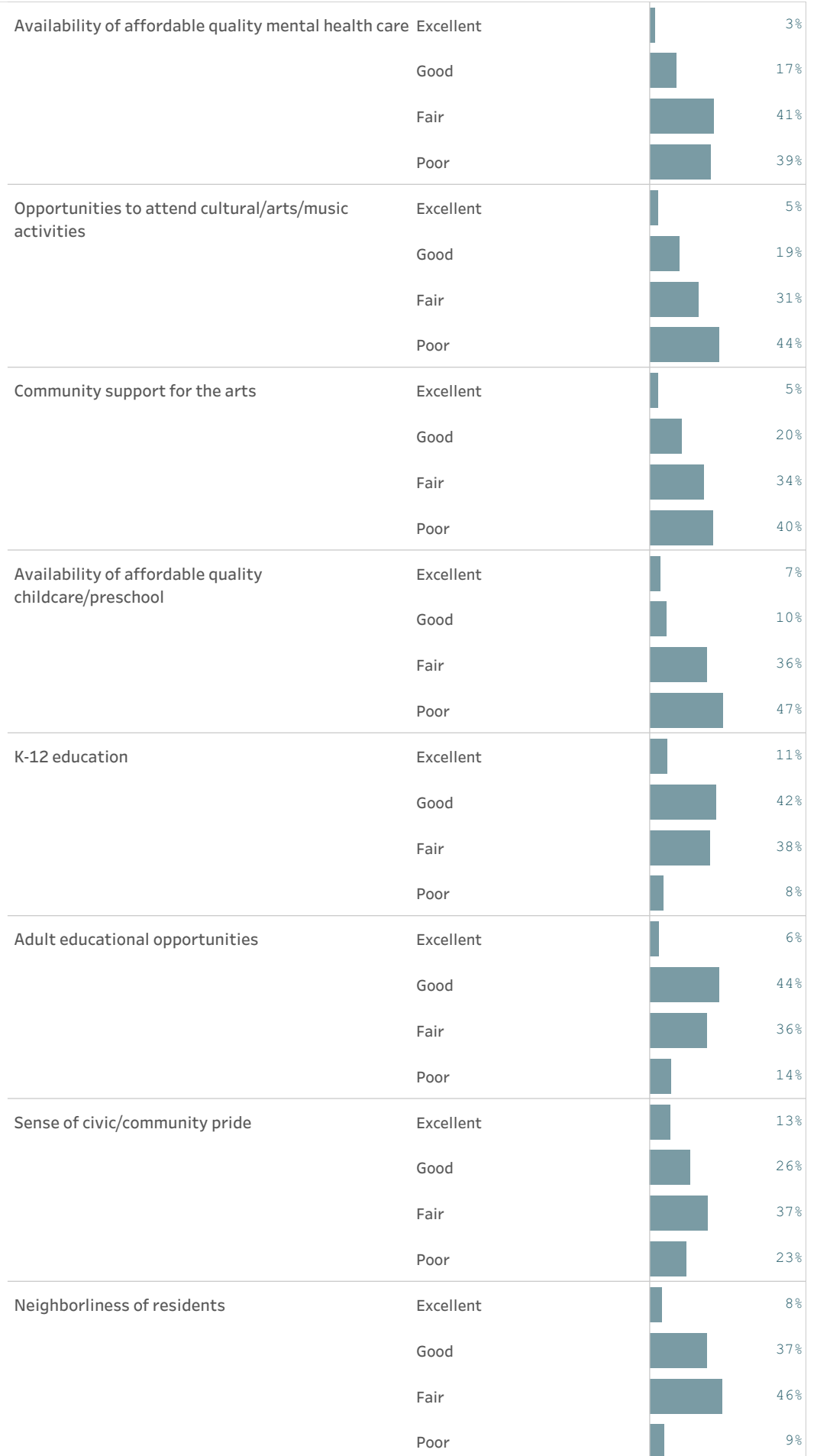
Please also rate each of the following in the Pasco community.

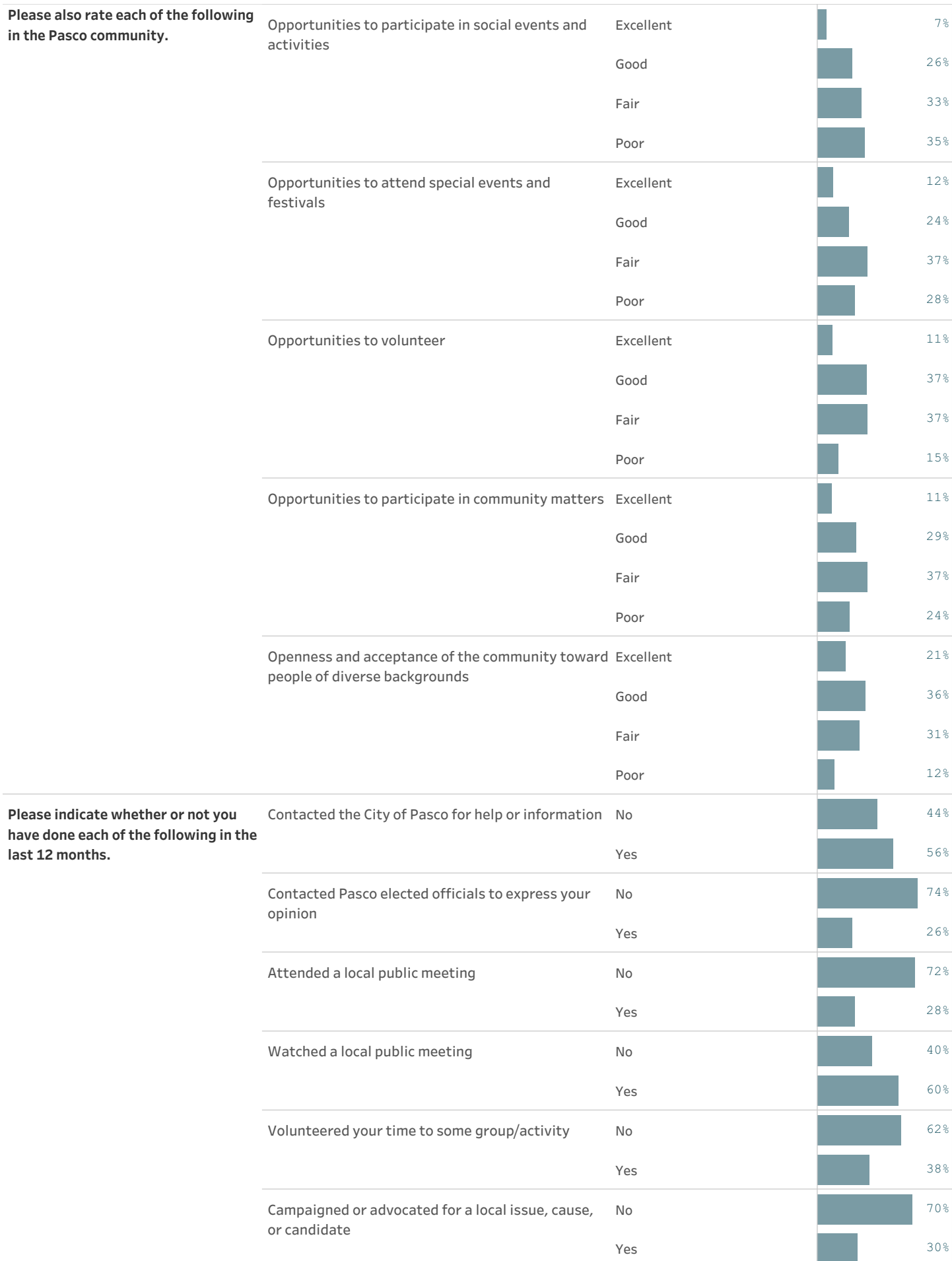


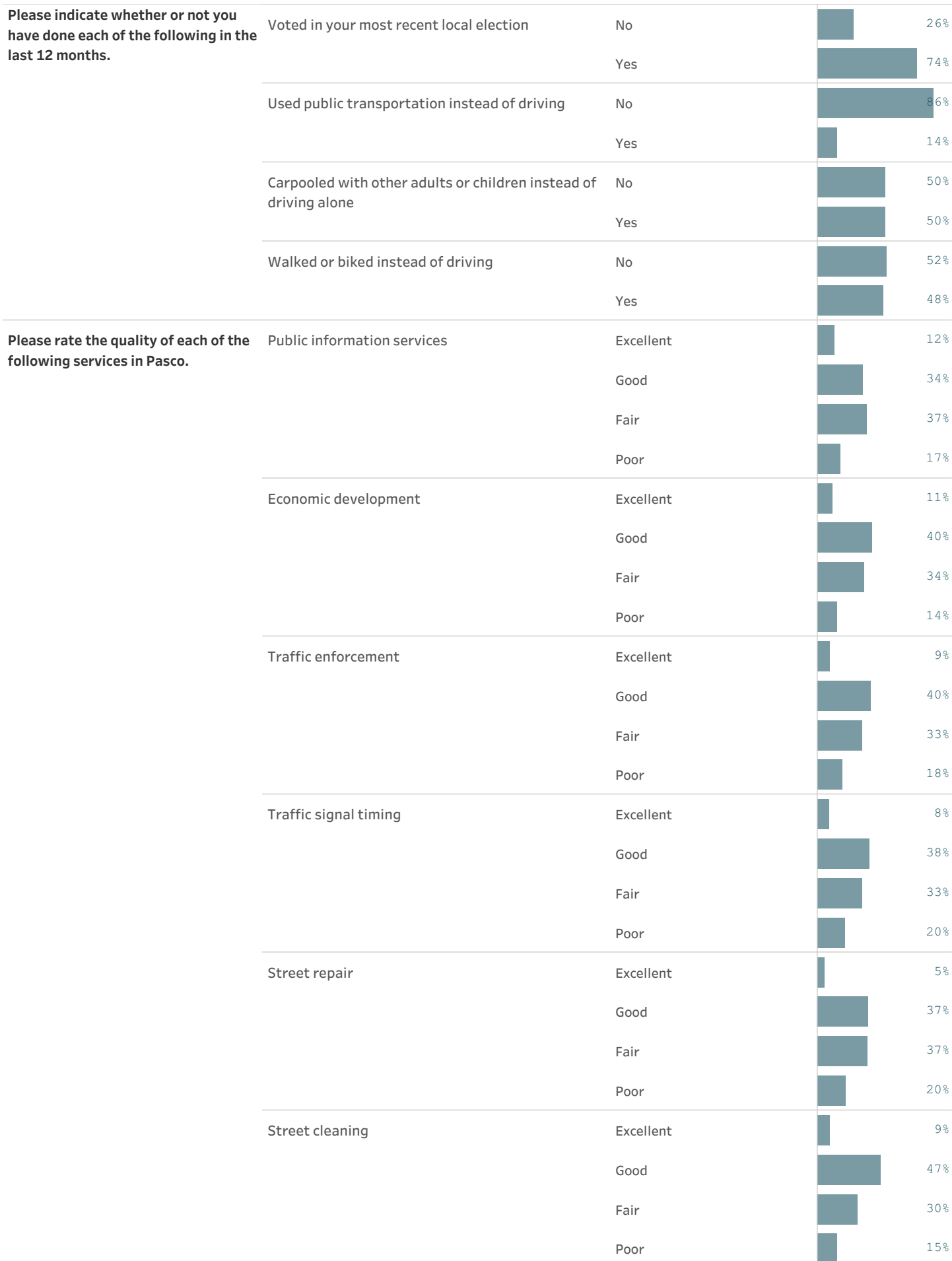
Please also rate each of the following in the Pasco community.



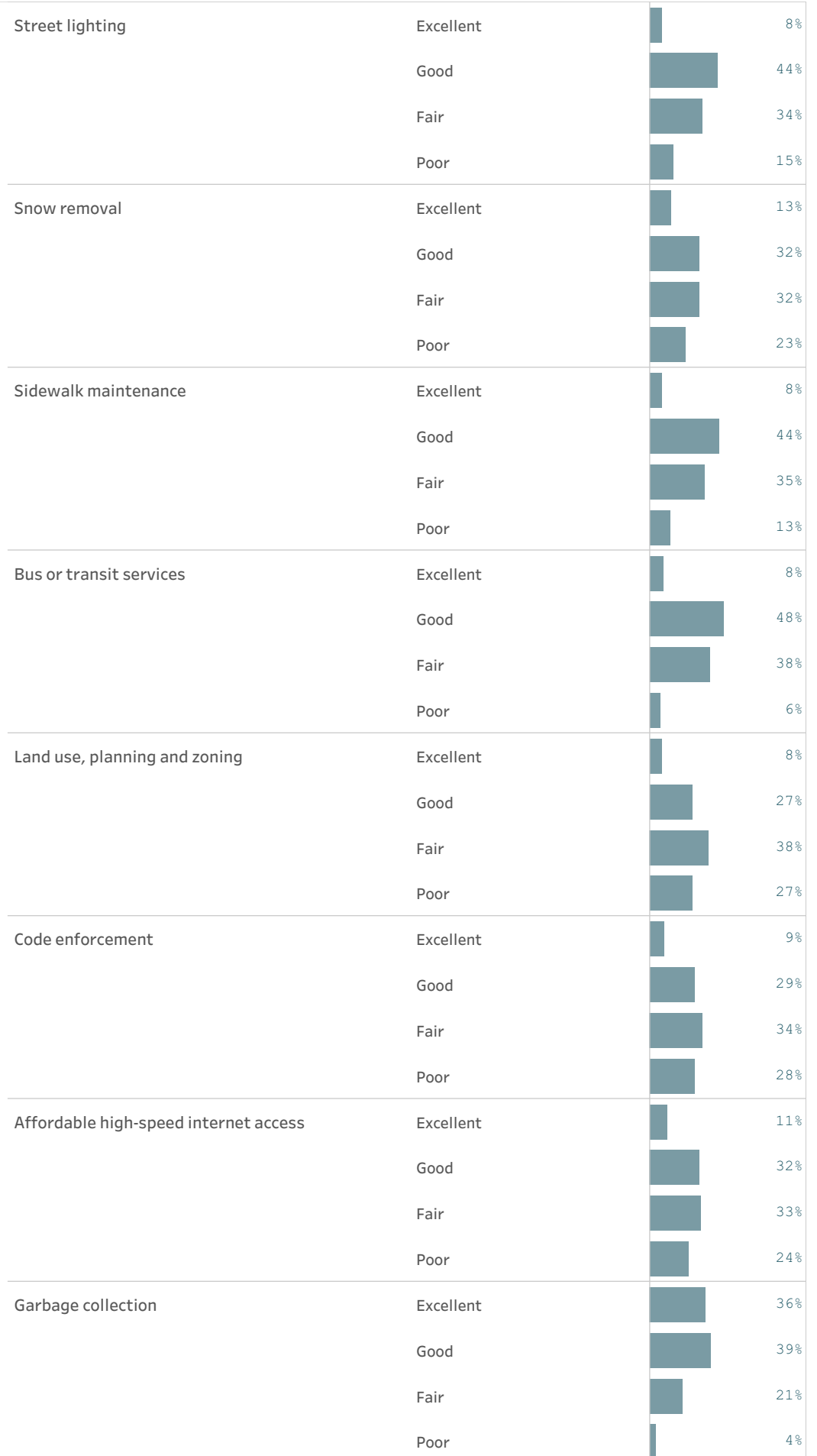
Please also rate each of the following in the Pasco community.



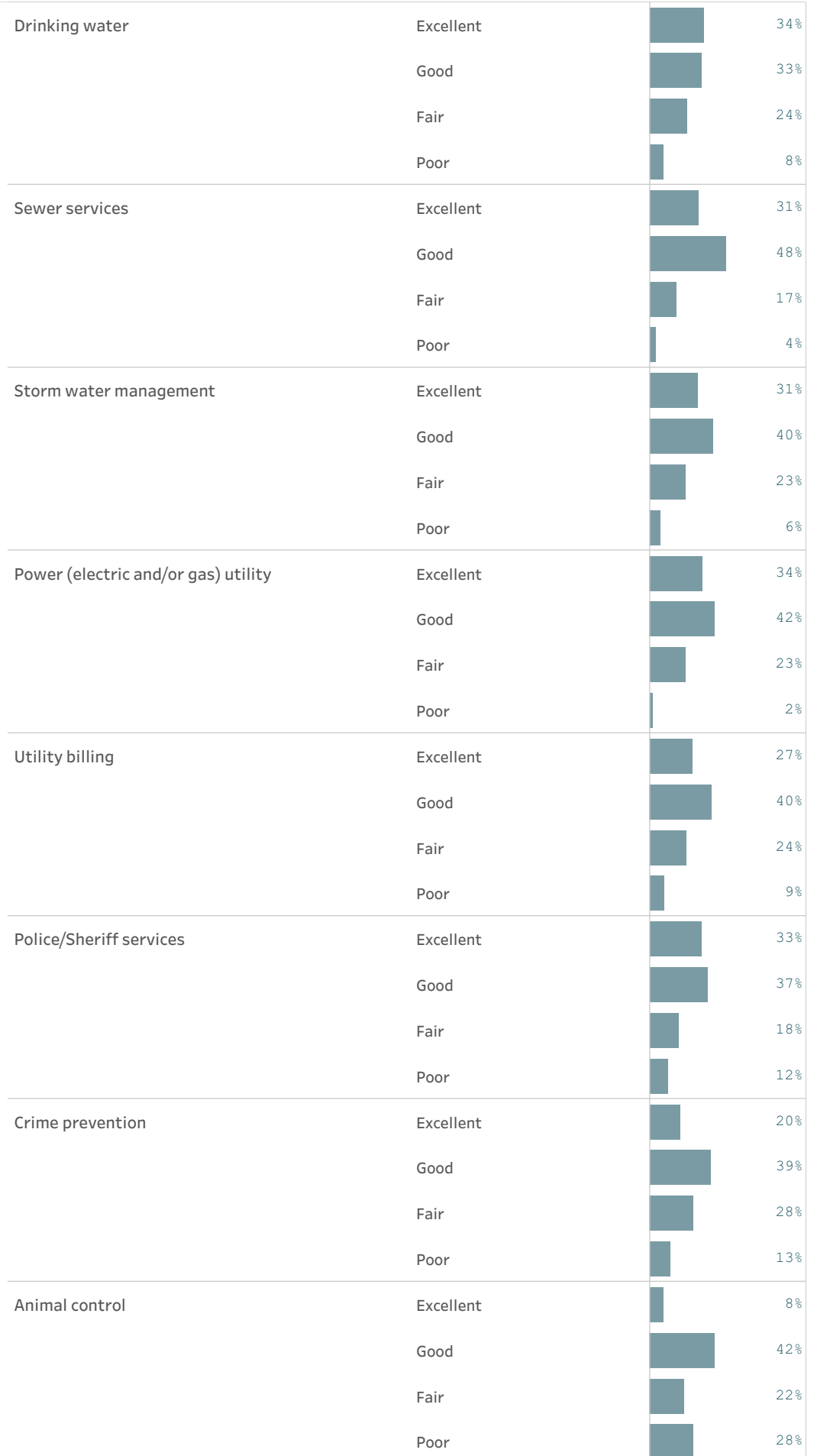




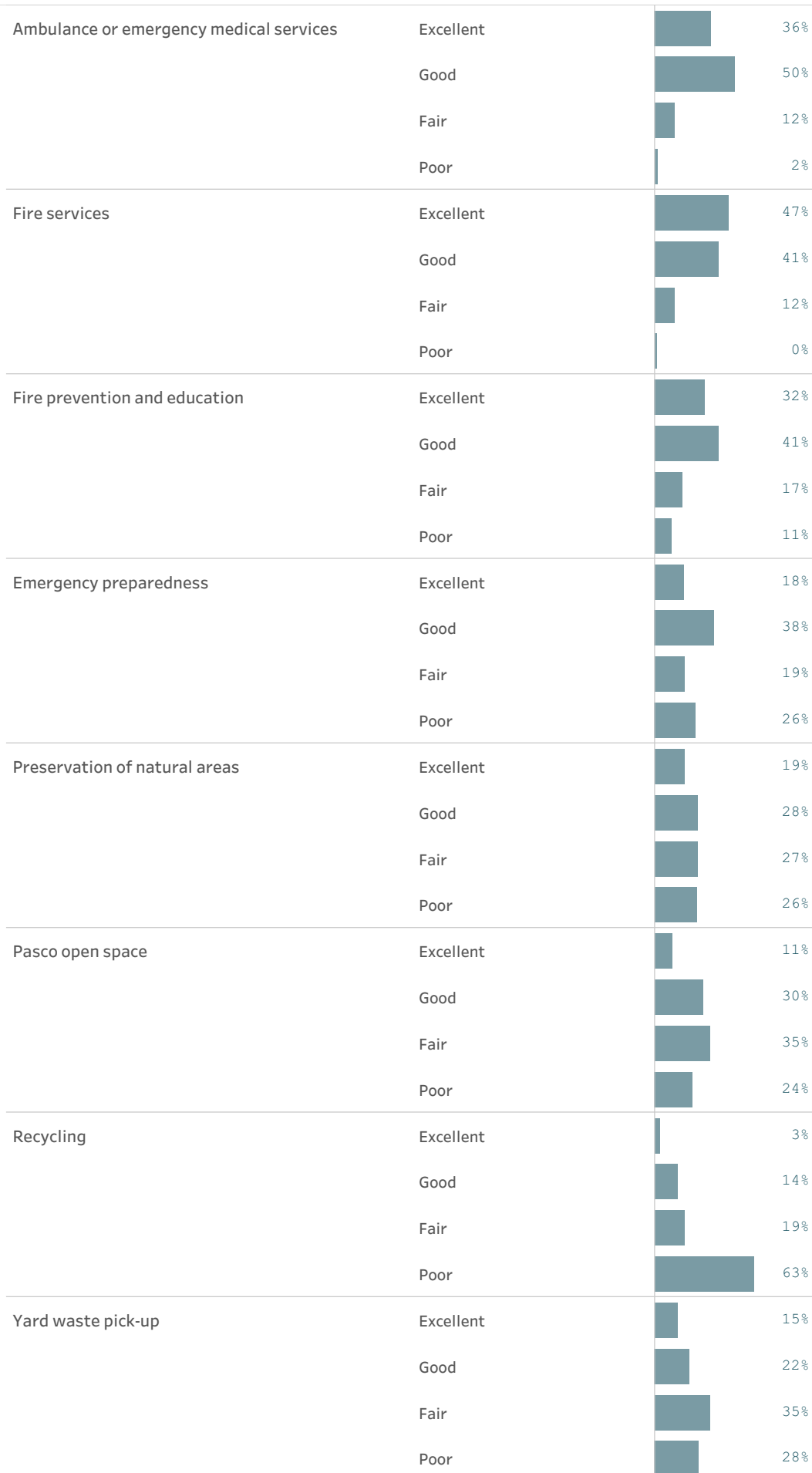
Please rate the quality of each of the following services in Pasco.



































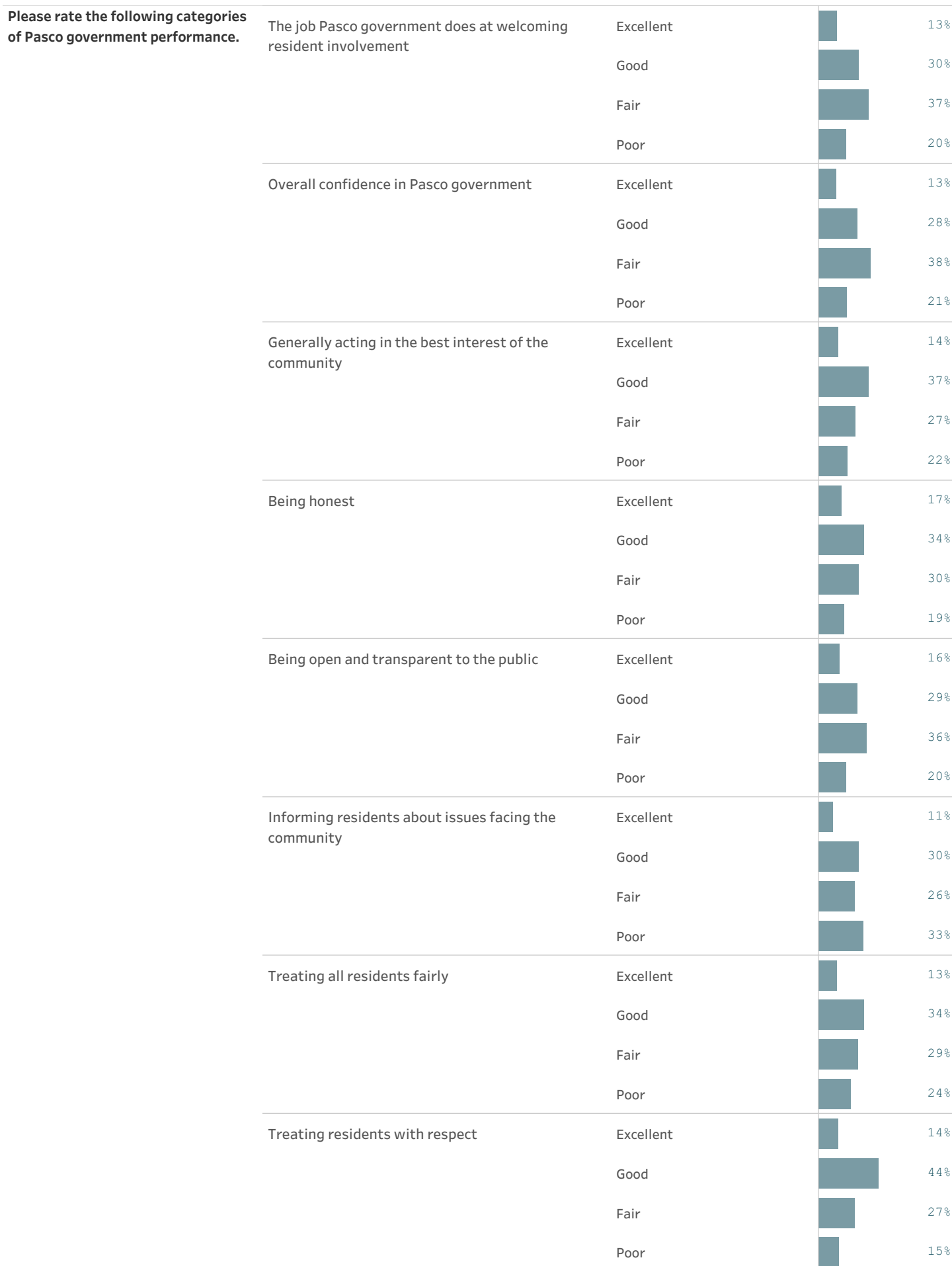
Please rate the quality of each of the following services in Pasco.































































Please rate the quality of each of the following services in Pasco.

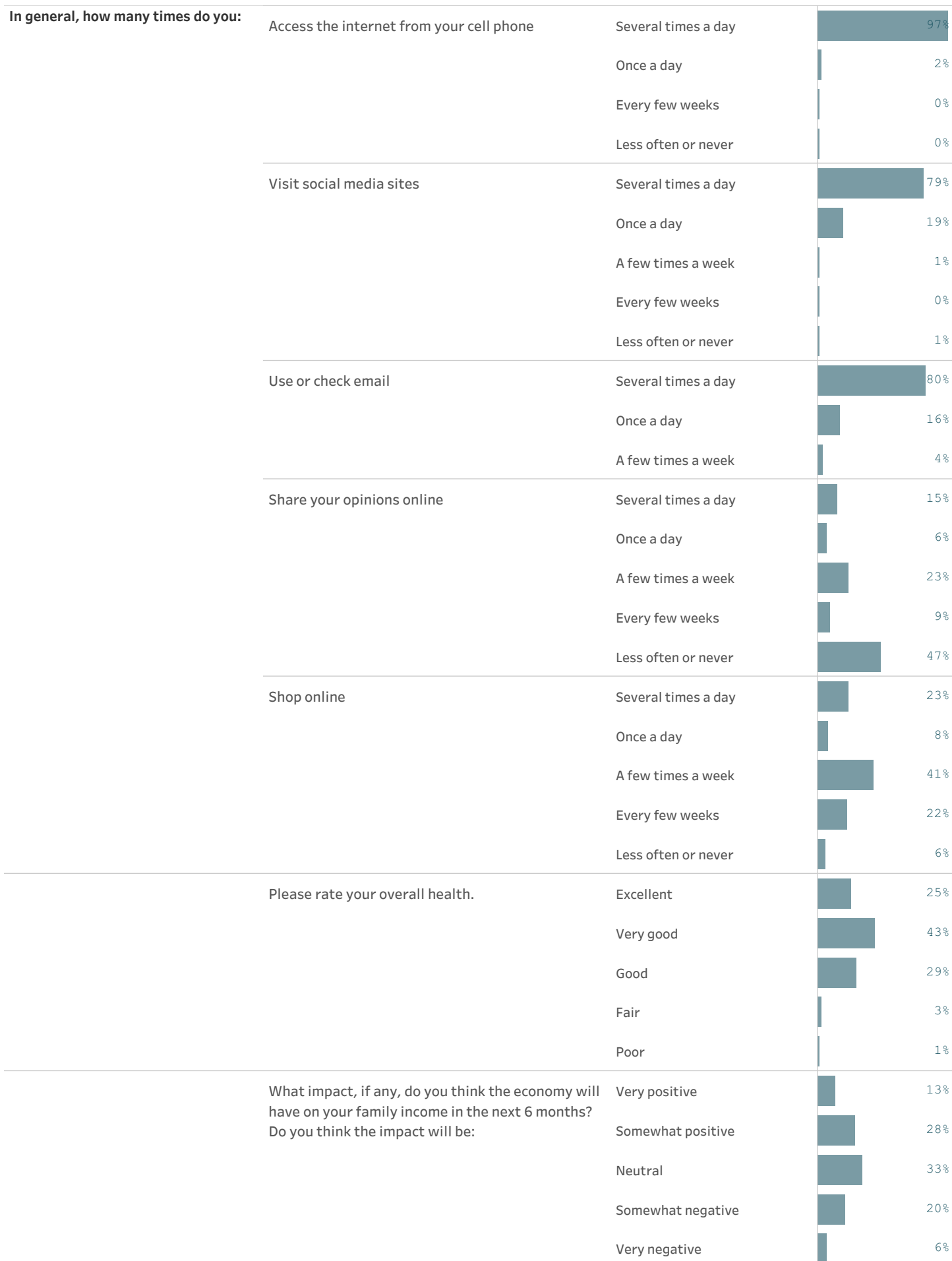


Please rate the quality of each of the following services in Pasco.	City parks	Excellent		14%
		Good		27%
		Fair		31%
		Poor		28%
	Recreation programs or classes	Excellent		8%
		Good		28%
		Fair		34%
		Poor		30%
	Recreation centers or facilities	Excellent		6%
		Good		30%
		Fair		31%
		Poor		33%
	Health services	Excellent		7%
		Good		32%
		Fair		47%
		Poor		14%
	Public library services	Excellent		27%
		Good		42%
		Fair		19%
		Poor		12%
	Overall customer service by Pasco employees	Excellent		22%
		Good		44%
		Fair		26%
		Poor		8%
Please rate the following categories of Pasco government performance.	The value of services for the taxes paid to Pasco	Excellent		9%
		Good		34%
		Fair		33%
		Poor		24%
	The overall direction that Pasco is taking	Excellent		14%
		Good		37%
		Fair		28%
		Poor		21%

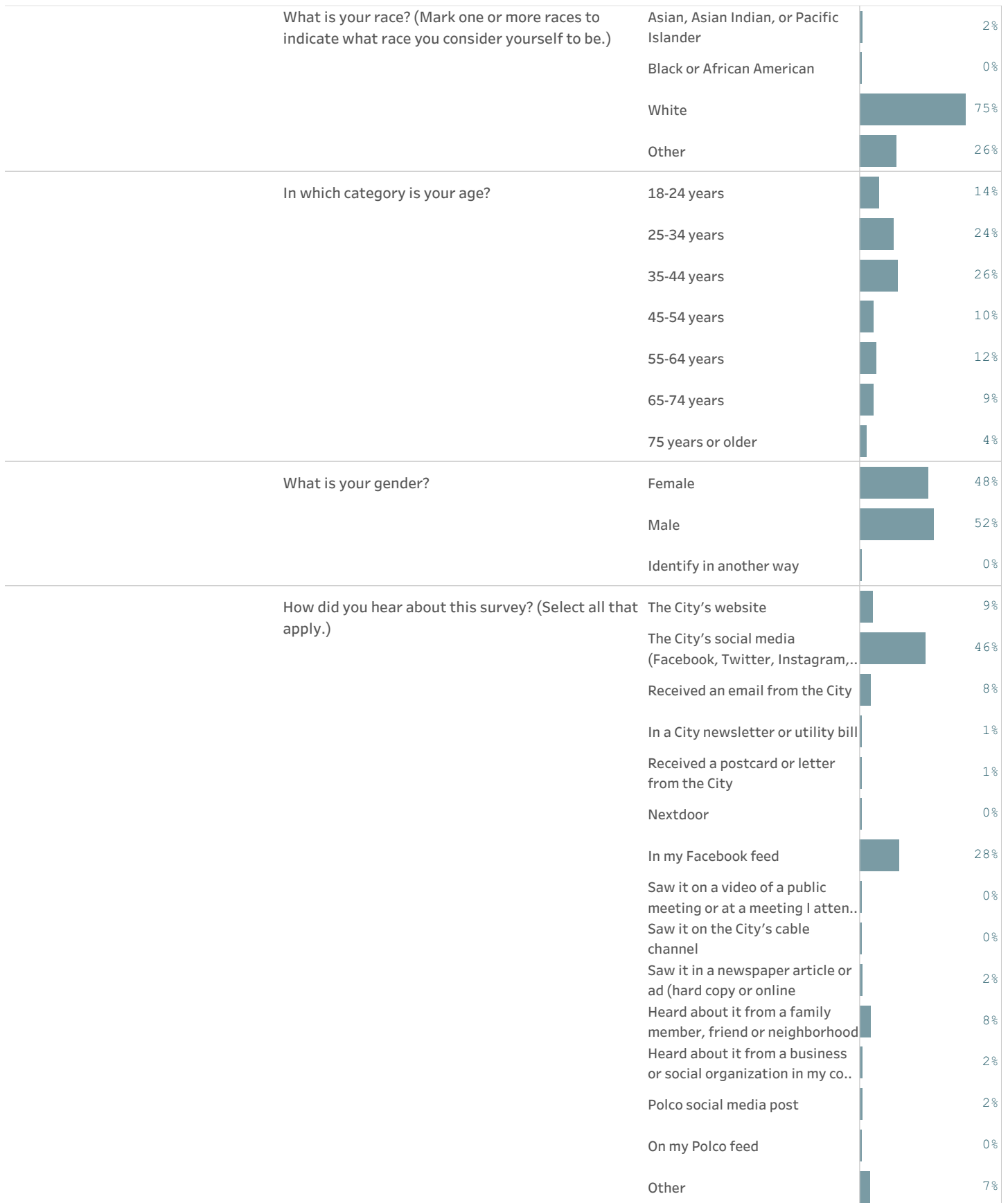


Overall, how would you rate the quality of the services provided by each of the following?	The City of Pasco	Excellent		18%
		Good		43%
		Fair		29%
		Poor		11%
	The Federal Government	Excellent		2%
		Good		30%
		Fair		42%
		Poor		26%
Please rate how important, if at all, you think it is for the Pasco community to focus on each of the following in the coming two years.	Overall economic health	Essential		51%
		Very important		42%
		Somewhat important		7%
	Overall quality of the transportation system	Essential		38%
		Very important		41%
		Somewhat important		16%
		Not at all important		5%
	Overall design or layout of residential and commercial areas	Essential		47%
		Very important		43%
		Somewhat important		7%
		Not at all important		3%
	Overall quality of the utility infrastructure	Essential		47%
		Very important		40%
		Somewhat important		13%
		Not at all important		0%
	Overall feeling of safety	Essential		60%
		Very important		38%
		Somewhat important		2%
		Not at all important		0%
	Overall quality of natural environment	Essential		32%
		Very important		44%
		Somewhat important		22%
		Not at all important		2%
	Overall quality of parks and recreation opportunities	Essential		40%

Please rate how important, if at all, you think it is for the Pasco community to focus on each of the following in the coming two years.	Overall quality of parks and recreation opportunities	Very important		45%
		Somewhat important		16%
		Not at all important		0%
	Overall health and wellness opportunities	Essential		43%
		Very important		42%
		Somewhat important		13%
		Not at all important		2%
	Overall opportunities for education, culture, and the arts	Essential		46%
		Very important		33%
		Somewhat important		19%
		Not at all important		2%
	Residents' connection and engagement with their community	Essential		41%
		Very important		35%
		Somewhat important		22%
		Not at all important		2%
	Short-term rentals (overnight accommodations of less than 30 consecutive days, such as those provided by Airbnb, VRBO, FlipKey, etc.) are not currently permitted in Pasco. The City is considering creating an inspection program to manage short-term rentals, which would require hiring additional City staff to complete inspection..	Strongly support		46%
		Somewhat support		32%
		Somewhat oppose		8%
		Strongly oppose		14%
	Mental health includes a broad spectrum of social, psychological, emotional, and behavioral traits. Funding resources for the prevention and/or treatment for conditions such as substance abuse or mental illness remains limited. Please indicate how much you would support or oppose a one-tenth of a percent sales tax to fund additional mental he..	Strongly support		60%
		Somewhat support		24%
		Somewhat oppose		7%
		Strongly oppose		9%
	In 2012, Washington voters approved a ballot initiative to regulate, license, and tax the production, processing, and sale of marijuana. Local jurisdictions have the option to prohibit or designate zones for state-licensed marijuana businesses. These businesses are currently prohibited in the city of Pasco. Council is now cons..	Strongly support		58%
		Somewhat support		10%
		Somewhat oppose		10%
		Strongly oppose		22%
In general, how many times do you:	Access the internet from your home	Several times a day		85%
		Once a day		5%
		A few times a week		5%
		Every few weeks		3%
		Less often or never		1%



How many years have you lived in Pasco?		Less than 2 years	<div></div>	9%		
		2-5 years	<div></div>	12%		
		6-10 years	<div></div>	12%		
		11-20 years	<div></div>	17%		
		More than 20 years	<div></div>	49%		
Which best describes the building you live in?		One family house detached from any other houses	<div></div>	67%		
		Building with two or more homes (duplex, townhome, apa..	<div></div>	28%		
		Mobile home	<div></div>	1%		
		Other	<div></div>	5%		
Do you rent or own your home?		Rent	<div></div>	31%		
		Own	<div></div>	69%		
About how much is your monthly housing cost for the place you live (including rent, mortgage payment, property tax, property insurance, and homeowners' association (HOA) fees)?	About how much is your monthly housing cost for the place you live (including rent, mortgage payment, property tax, property insurance and homeowners' association (HOA) fees)?	Less than \$500	<div></div>	8%		
		\$500 to \$999	<div></div>	17%		
		\$1,000 to \$1,499	<div></div>	35%		
		\$1,500 to \$1,999	<div></div>	24%		
		\$2,000 to \$2,499	<div></div>	10%		
		\$2,500 to \$2,999	<div></div>	4%		
		\$3,000 to \$3,499	<div></div>	2%		
		\$3,500 or more	<div></div>	0%		
		Do any children 17 or under live in your household?		No	<div></div>	55%
				Yes	<div></div>	45%
Are you or any other members of your household aged 65 or older?		No	<div></div>	75%		
		Yes	<div></div>	25%		
How much do you anticipate your household's total income before taxes will be for the current year? (Please include in your total income money from all sources for all persons living in your household.)		Less than \$25,000	<div></div>	4%		
		\$25,000 to \$49,999	<div></div>	27%		
		\$50,000 to \$74,999	<div></div>	16%		
		\$75,000 to \$99,999	<div></div>	19%		
		\$100,000 to \$149,999	<div></div>	19%		
		\$150,000 or more	<div></div>	15%		
Are you Spanish, Hispanic, or Latino?	Are you Spanish, Hispanic or Latino?	No, not Spanish, Hispanic, or Latino	<div></div>	51%		
		Yes, I consider myself to be Spanish, Hispanic, or Latino	<div></div>	49%		
What is your race? (Mark one or more races to indicate what race you consider yourself to be.)		American Indian or Alaskan Native	<div></div>	1%		



The City of Pasco 2021 Community Survey

Please complete this survey if you are the adult (age 18 or older) in the household who most recently had a birthday (the year of birth does not matter). Your responses are confidential and no identifying information will be shared.

1. Please rate each of the following aspects of quality of life in Pasco.

	<u>Excellent</u>	<u>Good</u>	<u>Fair</u>	<u>Poor</u>	<u>Don't know</u>
Pasco as a place to live.....	1	2	3	4	5
Your neighborhood as a place to live	1	2	3	4	5
Pasco as a place to raise children.....	1	2	3	4	5
Pasco as a place to work	1	2	3	4	5
Pasco as a place to visit	1	2	3	4	5
Pasco as a place to retire	1	2	3	4	5
The overall quality of life in Pasco.....	1	2	3	4	5
Sense of community.....	1	2	3	4	5

2. Please rate each of the following characteristics as they relate to Pasco as a whole.

	<u>Excellent</u>	<u>Good</u>	<u>Fair</u>	<u>Poor</u>	<u>Don't know</u>
Overall economic health of Pasco	1	2	3	4	5
Overall quality of the transportation system (auto, bicycle, foot, bus) in Pasco	1	2	3	4	5
Overall design or layout of Pasco's residential and commercial areas (e.g., homes, buildings, streets, parks, etc.)	1	2	3	4	5
Overall quality of the utility infrastructure in Pasco (water, sewer, storm water, electric, gas)	1	2	3	4	5
Overall feeling of safety in Pasco.....	1	2	3	4	5
Overall quality of natural environment in Pasco	1	2	3	4	5
Overall quality of parks and recreation opportunities.....	1	2	3	4	5
Overall health and wellness opportunities in Pasco.....	1	2	3	4	5
Overall opportunities for education, culture, and the arts.....	1	2	3	4	5
Residents' connection and engagement with their community	1	2	3	4	5

3. Please indicate how likely or unlikely you are to do each of the following.

	<u>Very likely</u>	<u>Somewhat likely</u>	<u>Somewhat unlikely</u>	<u>Very unlikely</u>	<u>Don't know</u>
Recommend living in Pasco to someone who asks	1	2	3	4	5
Remain in Pasco for the next five years	1	2	3	4	5

4. Please rate how safe or unsafe you feel:

	<u>Very safe</u>	<u>Somewhat safe</u>	<u>Neither safe nor unsafe</u>	<u>Somewhat unsafe</u>	<u>Very unsafe</u>	<u>Don't know</u>
In your neighborhood during the day.....	1	2	3	4	5	6
In Pasco's downtown/commercial area during the day	1	2	3	4	5	6
From property crime.....	1	2	3	4	5	6
From violent crime.....	1	2	3	4	5	6
From fire, flood, or other natural disaster	1	2	3	4	5	6

5. Please rate the job you feel the Pasco community does at each of the following.

	<u>Excellent</u>	<u>Good</u>	<u>Fair</u>	<u>Poor</u>	<u>Don't know</u>
Making all residents feel welcome	1	2	3	4	5
Attracting people from diverse backgrounds.....	1	2	3	4	5
Valuing/respecting residents from diverse backgrounds.....	1	2	3	4	5
Taking care of vulnerable residents (elderly, disabled, homeless, etc.).....	1	2	3	4	5

6. Please rate each of the following in the Pasco community.

	<u>Excellent</u>	<u>Good</u>	<u>Fair</u>	<u>Poor</u>	<u>Don't know</u>
Overall quality of business and service establishments in Pasco	1	2	3	4	5
Variety of business and service establishments in Pasco.....	1	2	3	4	5
Vibrancy of downtown/commercial area	1	2	3	4	5
Employment opportunities	1	2	3	4	5
Shopping opportunities	1	2	3	4	5
Cost of living in Pasco.....	1	2	3	4	5
Overall image or reputation of Pasco	1	2	3	4	5

7. Please also rate each of the following in the Pasco community.

	<u>Excellent</u>	<u>Good</u>	<u>Fair</u>	<u>Poor</u>	<u>Don't know</u>
Traffic flow on major streets.....	1	2	3	4	5
Ease of public parking.....	1	2	3	4	5
Ease of travel by car in Pasco.....	1	2	3	4	5
Ease of travel by public transportation in Pasco.....	1	2	3	4	5
Ease of travel by bicycle in Pasco.....	1	2	3	4	5
Ease of walking in Pasco	1	2	3	4	5
Well-planned residential growth.....	1	2	3	4	5
Well-planned commercial growth.....	1	2	3	4	5
Well-designed neighborhoods.....	1	2	3	4	5
Preservation of the historical or cultural character of the community.....	1	2	3	4	5
Public places where people want to spend time	1	2	3	4	5
Variety of housing options.....	1	2	3	4	5
Availability of affordable quality housing.....	1	2	3	4	5
Overall quality of new development in Pasco	1	2	3	4	5
Overall appearance of Pasco	1	2	3	4	5
Cleanliness of Pasco	1	2	3	4	5
Water resources (beaches, lakes, ponds, riverways, etc.)	1	2	3	4	5
Air quality.....	1	2	3	4	5
Availability of paths and walking trails.....	1	2	3	4	5
Fitness opportunities (including exercise classes and paths or trails, etc.) ...	1	2	3	4	5
Recreational opportunities.....	1	2	3	4	5
Availability of affordable quality food	1	2	3	4	5
Availability of affordable quality health care.....	1	2	3	4	5
Availability of preventive health services.....	1	2	3	4	5
Availability of affordable quality mental health care	1	2	3	4	5
Opportunities to attend cultural/arts/music activities	1	2	3	4	5
Community support for the arts.....	1	2	3	4	5
Availability of affordable quality childcare/preschool.....	1	2	3	4	5
K-12 education.....	1	2	3	4	5
Adult educational opportunities	1	2	3	4	5
Sense of civic/community pride.....	1	2	3	4	5
Neighborliness of residents in Pasco.....	1	2	3	4	5
Opportunities to participate in social events and activities.....	1	2	3	4	5
Opportunities to attend special events and festivals	1	2	3	4	5
Opportunities to volunteer	1	2	3	4	5
Opportunities to participate in community matters	1	2	3	4	5
Openness and acceptance of the community toward people of diverse backgrounds.....	1	2	3	4	5

8. Please indicate whether or not you have done each of the following in the last 12 months.

	<u>No</u>	<u>Yes</u>
Contacted the City of Pasco (in-person, phone, email, or web) for help or information	1	2
Contacted Pasco elected officials (in-person, phone, email, or web) to express your opinion.....	1	2
Attended a local public meeting (of local elected officials like City Council or County Commissioners, advisory boards, town halls, HOA, neighborhood watch, etc.)	1	2
Watched (online or on television) a local public meeting.....	1	2
Volunteered your time to some group/activity in Pasco.....	1	2
Campaigned or advocated for a local issue, cause, or candidate.....	1	2
Voted in your most recent local election	1	2
Used bus, rail, subway, or other public transportation instead of driving.....	1	2
Carpooled with other adults or children instead of driving alone	1	2
Walked or biked instead of driving.....	1	2

The City of Pasco 2021 Community Survey

9. Please rate the quality of each of the following services in Pasco.

	<u>Excellent</u>	<u>Good</u>	<u>Fair</u>	<u>Poor</u>	<u>Don't know</u>
Public information services.....	1	2	3	4	5
Economic development.....	1	2	3	4	5
Traffic enforcement	1	2	3	4	5
Traffic signal timing.....	1	2	3	4	5
Street repair	1	2	3	4	5
Street cleaning.....	1	2	3	4	5
Street lighting	1	2	3	4	5
Snow removal.....	1	2	3	4	5
Sidewalk maintenance	1	2	3	4	5
Bus or transit services	1	2	3	4	5
Land use, planning, and zoning.....	1	2	3	4	5
Code enforcement (weeds, abandoned buildings, etc.)	1	2	3	4	5
Affordable high-speed internet access	1	2	3	4	5
Garbage collection	1	2	3	4	5
Drinking water	1	2	3	4	5
Sewer services.....	1	2	3	4	5
Storm water management (storm drainage, dams, levees, etc.)	1	2	3	4	5
Power (electric and/or gas) utility.....	1	2	3	4	5
Utility billing	1	2	3	4	5
Police/Sheriff services	1	2	3	4	5
Crime prevention	1	2	3	4	5
Animal control.....	1	2	3	4	5
Ambulance or emergency medical services	1	2	3	4	5
Fire services.....	1	2	3	4	5
Fire prevention and education.....	1	2	3	4	5
Emergency preparedness (services that prepare the community for natural disasters or other emergency situations)	1	2	3	4	5
Preservation of natural areas (open space, farmlands, and greenbelts)	1	2	3	4	5
Pasco open space	1	2	3	4	5
Recycling.....	1	2	3	4	5
Yard waste pick-up.....	1	2	3	4	5
City parks.....	1	2	3	4	5
Recreation programs or classes	1	2	3	4	5
Recreation centers or facilities	1	2	3	4	5
Health services.....	1	2	3	4	5
Public library services	1	2	3	4	5
Overall customer service by Pasco employees (police, receptionists, planners, etc.)	1	2	3	4	5

10. Please rate the following categories of Pasco government performance.

	<u>Excellent</u>	<u>Good</u>	<u>Fair</u>	<u>Poor</u>	<u>Don't know</u>
The value of services for the taxes paid to Pasco.....	1	2	3	4	5
The overall direction that Pasco is taking.....	1	2	3	4	5
The job Pasco government does at welcoming resident involvement.....	1	2	3	4	5
Overall confidence in Pasco government	1	2	3	4	5
Generally acting in the best interest of the community	1	2	3	4	5
Being honest.....	1	2	3	4	5
Being open and transparent to the public.....	1	2	3	4	5
Informing residents about issues facing the community	1	2	3	4	5
Treating all residents fairly	1	2	3	4	5
Treating residents with respect	1	2	3	4	5

11. Overall, how would you rate the quality of the services provided by each of the following?

	<u>Excellent</u>	<u>Good</u>	<u>Fair</u>	<u>Poor</u>	<u>Don't know</u>
The City of Pasco	1	2	3	4	5
The Federal Government.....	1	2	3	4	5

12. Please rate how important, if at all, you think it is for the Pasco community to focus on each of the following in the coming two years.

	<u>Essential</u>	<u>Very important</u>	<u>Somewhat important</u>	<u>Not at all important</u>
Overall economic health of Pasco	1	2	3	4
Overall quality of the transportation system (auto, bicycle, foot, bus) in Pasco	1	2	3	4
Overall design or layout of Pasco's residential and commercial areas (e.g., homes, buildings, streets, parks, etc.)	1	2	3	4
Overall quality of the utility infrastructure in Pasco (water, sewer, storm water, electric, gas).....	1	2	3	4
Overall feeling of safety in Pasco.....	1	2	3	4
Overall quality of natural environment in Pasco	1	2	3	4
Overall quality of parks and recreation opportunities	1	2	3	4
Overall health and wellness opportunities in Pasco.....	1	2	3	4
Overall opportunities for education, culture, and the arts.....	1	2	3	4
Residents' connection and engagement with their community	1	2	3	4

13. Short-term rentals (overnight accommodations of less than 30 consecutive days, such as those provided by Airbnb, VRBO, FlipKey, etc.) are not currently permitted in Pasco. The City is considering creating an inspection program to manage short-term rentals, which would require hiring additional City staff to complete inspections and process licenses. Please indicate how much you would support or oppose adding City staff to manage a short-term rental program in our community.

☐ Strongly support ☐ Somewhat support ☐ Somewhat oppose ☐ Strongly oppose ☐ Don't know

14. Mental health includes a broad spectrum of social, psychological, emotional, and behavioral traits. Funding resources for the prevention and/or treatment for conditions such as substance abuse or mental illness remains limited. Please indicate how much you would support or oppose a one-tenth of a percent sales tax to fund additional mental health services in the city of Pasco.

☐ Strongly support ☐ Somewhat support ☐ Somewhat oppose ☐ Strongly oppose ☐ Don't know

15. In 2012, Washington voters approved a ballot initiative to regulate, license, and tax the production, processing, and sale of marijuana. Local jurisdictions have the option to prohibit or designate zones for state-licensed marijuana businesses. These businesses are currently prohibited in the city of Pasco. Council is now considering revisiting this prohibition. Please indicate how much you would support or oppose changing regulations to allow retail marijuana sales and related operations within Pasco city limits.

☐ Strongly support ☐ Somewhat support ☐ Somewhat oppose ☐ Strongly oppose ☐ Don't know

The City of Pasco 2021 Community Survey

Our last questions are about you and your household.

Again, all of your responses to this survey are confidential and no identifying information will be shared.

D1. In general, how many times do you:

	Several times a day	Once a day	A few times a week	Every few weeks	Less often or never	Don't know
Access the internet from your home using a computer, laptop, or tablet computer	1	2	3	4	5	6
Access the internet from your cell phone.....	1	2	3	4	5	6
Visit social media sites such as Facebook, Twitter, Nextdoor, etc.	1	2	3	4	5	6
Use or check email.....	1	2	3	4	5	6
Share your opinions online.....	1	2	3	4	5	6
Shop online	1	2	3	4	5	6

D2. Please rate your overall health.

☐ Excellent ☐ Very good ☐ Good ☐ Fair ☐ Poor

D3. What impact, if any, do you think the economy will have on your family income in the next 6 months?

Do you think the impact will be:

☐ Very positive ☐ Somewhat positive ☐ Neutral ☐ Somewhat negative ☐ Very negative

D4. How many years have you lived in Pasco?

☐ Less than 2 years
☐ 2-5 years
☐ 6-10 years
☐ 11-20 years
☐ More than 20 years

D5. Which best describes the building you live in?

☐ One family house detached from any other houses
☐ Building with two or more homes
 (duplex, townhome, apartment, or condominium)
☐ Mobile home
☐ Other

D6. Do you rent or own your home?

☐ Rent
☐ Own

D7. About how much is your monthly housing cost for the place you live (including rent, mortgage payment, property tax, property insurance, and homeowners' association (HOA) fees)?

☐ Less than \$500 ☐ \$2,000 to \$2,499
☐ \$500 to \$999 ☐ \$2,500 to \$2,999
☐ \$1,000 to \$1,499 ☐ \$3,000 to \$3,499
☐ \$1,500 to \$1,999 ☐ \$3,500 or more

D8. Do any children 17 or under live in your household?

☐ No ☐ Yes

D9. Are you or any other members of your household aged 65 or older?

☐ No ☐ Yes

D10. How much do you anticipate your household's total income before taxes will be for the current year? (Please include in your total income money from all sources for all persons living in your household.)

☐ Less than \$25,000 ☐ \$75,000 to \$99,999
☐ \$25,000 to \$49,999 ☐ \$100,000 to \$149,999
☐ \$50,000 to \$74,999 ☐ \$150,000 or more

D11. Are you Spanish, Hispanic or Latino?

☐ No, not Spanish, Hispanic, or Latino
☐ Yes, I consider myself to be Spanish, Hispanic, or Latino

D12. What is your race? (Mark one or more races to indicate what race you consider yourself to be.)

☐ American Indian or Alaskan Native
☐ Asian, Asian Indian, or Pacific Islander
☐ Black or African American
☐ White
☐ Other

D13. In which category is your age?

☐ 18-24 years ☐ 55-64 years
☐ 25-34 years ☐ 65-74 years
☐ 35-44 years ☐ 75 years or older
☐ 45-54 years

D14. What is your gender?

☐ Female
☐ Male
☐ Identify in another way

Thank you!

Please return the completed survey in the postage-paid envelope to:
National Research Center, Inc., PO Box 549, Belle Mead, NJ 08502

Comparison of Responses by Respondent Characteristics

This dashboard allows the user to specify which demographics to include in the table using the dropdown menu below. Responses have been summarized to show only the proportion of respondents giving a positive answer; for example, the percent of respondents who rated the quality of life as excellent or good.

In the "Statistical significance" tab, you will find a tool to help determine the threshold values for statistically significant differences between groups.

		District 1	District 2	District 3	District 4	District 5	District 6
Please rate each of the following aspects of quality of life in Pasco.	Pasco as a place to live	49%	46%	89%	80%	57%	85%
	Your neighborhood as a place to live	31%	6%	91%	96%	72%	67%
	Pasco as a place to raise children	45%	32%	89%	86%	56%	80%
	Pasco as a place to work	73%	43%	76%	69%	48%	88%
	Pasco as a place to visit	44%	1%	49%	27%	37%	24%
	Pasco as a place to retire	42%	42%	62%	64%	41%	45%
	The overall quality of life	49%	31%	85%	74%	63%	80%
	Sense of community	43%	28%	48%	38%	43%	58%
Please rate each of the following characteristics as they relate to Pasco as a whole.	Overall economic health	35%	31%	69%	68%	34%	75%
	Overall quality of the transportation system	66%	31%	70%	35%	40%	44%
	Overall design or layout of residential and commercial areas	33%	26%	53%	35%	25%	59%
	Overall quality of the utility infrastructure	33%	43%	69%	87%	48%	55%
	Overall feeling of safety	42%	33%	76%	71%	50%	18%
	Overall quality of natural environment	36%	48%	52%	61%	43%	46%
	Overall quality of parks and recreation opportunities	28%	34%	59%	39%	35%	46%
	Overall health and wellness opportunities	48%	31%	63%	37%	41%	29%
	Overall opportunities for education, culture, and the arts	40%	28%	58%	37%	35%	61%
	Residents' connection and engagement with their community	32%	48%	40%	22%	24%	35%
Please indicate how likely or unlikely you are to do each of the following.	Recommend living in Pasco to someone who asks	86%	37%	86%	79%	76%	63%
	Remain in Pasco for the next five years	86%	29%	76%	89%	81%	67%
Please rate how safe or unsafe you feel:	In your neighborhood during the day	56%	67%	97%	94%	82%	67%
	In Pasco's downtown/commercial area during the day	29%	60%	48%	50%	37%	47%
	From property crime	35%	24%	74%	63%	53%	27%

Please rate how safe or unsafe you feel:	From violent crime	11%	41%	78%	76%	68%	69%
	From fire, flood, or other natural disaster	55%	63%	96%	81%	89%	97%
Please rate the job you feel the Pasco community does at each of the following.	Making all residents feel welcome	45%	48%	79%	46%	55%	60%
	Attracting people from diverse backgrounds	42%	35%	89%	33%	46%	65%
	Valuing/respecting residents from diverse backgrounds	26%	34%	80%	38%	45%	64%
	Taking care of vulnerable residents	24%	54%	72%	46%	33%	7%
Please rate each of the following in the Pasco community.	Overall quality of business and service establishments	42%	45%	75%	57%	39%	66%
	Variety of business and service establishments	25%	44%	63%	37%	43%	68%
	Vibrancy of downtown/commercial area	6%	22%	22%	19%	19%	12%
	Employment opportunities	65%	44%	60%	44%	49%	62%
	Shopping opportunities	44%	23%	37%	29%	28%	50%
	Cost of living	9%	40%	51%	42%	41%	36%
	Overall image or reputation	29%	30%	46%	36%	24%	25%
Please also rate each of the following in the Pasco community.	Traffic flow on major streets	21%	24%	34%	27%	12%	21%
	Ease of public parking	21%	24%	73%	53%	40%	41%
	Ease of travel by car	43%	59%	78%	70%	46%	56%
	Ease of travel by public transportation	72%	35%	55%	51%	62%	52%
	Ease of travel by bicycle	9%	25%	62%	24%	32%	21%
	Ease of walking	39%	27%	58%	41%	44%	30%
	Well-planned residential growth	28%	35%	47%	35%	19%	13%
	Well-planned commercial growth	44%	47%	43%	35%	26%	49%
	Well-designed neighborhoods	30%	26%	56%	53%	25%	44%
	Preservation of the historical or cultural character of the community	49%	43%	38%	38%	37%	49%
	Public places where people want to spend time	45%	36%	28%	24%	24%	21%
	Variety of housing options	5%	40%	54%	29%	26%	23%
	Availability of affordable quality housing	22%	35%	47%	10%	17%	7%
	Overall quality of new development	31%	36%	54%	58%	41%	35%
	Overall appearance	44%	30%	52%	57%	37%	47%
	Cleanliness	22%	25%	69%	68%	47%	48%
	Water resources	32%	23%	66%	57%	37%	82%

Please also rate each of the following in the Pasco community.	Air quality	37%	58%	71%	74%	63%	68%
	Availability of paths and walking trails	18%	55%	69%	50%	48%	53%
	Fitness opportunities	46%	26%	53%	63%	46%	11%
	Recreational opportunities	39%	23%	51%	43%	42%	34%
	Availability of affordable quality food	24%	40%	73%	66%	55%	56%
	Availability of affordable quality health care	34%	44%	66%	44%	35%	37%
	Availability of preventive health services	21%	42%	65%	37%	37%	75%
	Availability of affordable quality mental health care	18%	23%	61%	6%	8%	8%
	Opportunities to attend cultural/arts/music activities	16%	19%	20%	8%	30%	44%
	Community support for the arts	40%	23%	43%	7%	35%	44%
	Availability of affordable quality childcare/preschool	25%	9%	36%	33%	23%	22%
	K-12 education	35%	27%	57%	44%	34%	48%
	Adult educational opportunities	33%	4%	57%	36%	49%	34%
	Sense of civic/community pride	29%	20%	39%	33%	42%	44%
	Neighborliness of residents	24%	41%	48%	42%	31%	38%
	Opportunities to participate in social events and activities	3%	30%	44%	19%	28%	45%
	Opportunities to attend special events and festivals	39%	44%	51%	21%	43%	46%
	Opportunities to volunteer	17%	40%	51%	23%	49%	44%
	Opportunities to participate in community matters	23%	54%	48%	18%	37%	38%
	Openness and acceptance of the community toward people of diverse backgrounds	21%	34%	64%	24%	50%	53%
Please indicate whether or not you have done each of the following in the last 12 months.	Contacted the City of Pasco for help or information	59%	45%	47%	59%	47%	44%
	Contacted Pasco elected officials to express your opinion	2%	18%	17%	12%	17%	7%
	Attended a local public meeting	0%	21%	21%	7%	24%	8%
	Watched a local public meeting	8%	24%	34%	26%	64%	41%
	Volunteered your time to some group/activity	22%	21%	28%	27%	33%	41%
	Campaigned or advocated for a local issue, cause, or candidate	9%	37%	21%	5%	23%	18%
	Voted in your most recent local election	67%	55%	81%	71%	83%	45%
	Used public transportation instead of driving	20%	43%	3%	11%	4%	12%
	Carpooled with other adults or children instead of driving alone	76%	54%	42%	57%	48%	56%
	Walked or biked instead of driving	57%	60%	37%	54%	61%	53%





























Please rate the quality of each of the following services in Pasco.	Public information services	25%	36%	70%	37%	54%	60%
	Economic development	37%	9%	69%	43%	57%	60%
	Traffic enforcement	29%	39%	65%	56%	35%	68%
	Traffic signal timing	30%	42%	69%	49%	45%	59%
	Street repair	29%	35%	62%	52%	34%	46%
	Street cleaning	16%	23%	72%	58%	49%	58%
	Street lighting	20%	35%	63%	58%	52%	50%
	Snow removal	8%	34%	45%	32%	46%	33%
	Sidewalk maintenance	32%	24%	62%	48%	38%	38%
	Bus or transit services	59%	40%	59%	49%	61%	56%
	Land use, planning and zoning	30%	34%	60%	24%	21%	36%
	Code enforcement	33%	39%	47%	26%	19%	61%
	Affordable high-speed internet access	13%	58%	22%	19%	53%	61%
	Garbage collection	76%	67%	78%	92%	80%	78%
	Drinking water	48%	60%	65%	70%	69%	97%
	Sewer services	51%	66%	77%	93%	73%	78%
	Storm water management	43%	54%	77%	88%	61%	71%
	Power (electric and/or gas) utility	43%	75%	81%	93%	78%	75%
	Utility billing	23%	58%	77%	81%	57%	52%
	Police/Sheriff services	55%	49%	70%	76%	55%	37%
	Crime prevention	40%	41%	52%	45%	49%	31%
	Animal control	23%	24%	43%	75%	29%	19%
	Ambulance or emergency medical services	45%	58%	85%	82%	59%	72%
	Fire services	58%	60%	85%	92%	70%	66%
	Fire prevention and education	27%	49%	77%	71%	44%	46%
	Emergency preparedness	44%	28%	69%	51%	39%	42%
	Preservation of natural areas	11%	34%	61%	51%	37%	46%
	Pasco open space	28%	44%	60%	32%	24%	57%
	Recycling	39%	6%	23%	6%	19%	20%
	Yard waste pick-up	63%	45%	51%	50%	58%	58%

































Please rate the quality of each of the following services in Pasco.	City parks	41%	36%	62%	59%	43%	55%
	Recreation programs or classes	16%	35%	56%	21%	33%	38%
	Recreation centers or facilities	21%	29%	53%	30%	43%	39%
	Health services	41%	35%	65%	52%	55%	48%
	Public library services	65%	55%	86%	84%	60%	60%
	Overall customer service by Pasco employees	51%	36%	80%	51%	60%	40%
Please rate the following categories of Pasco government performance.	The value of services for the taxes paid to Pasco	10%	25%	60%	13%	32%	33%
	The overall direction that Pasco is taking	55%	47%	62%	56%	45%	48%
	The job Pasco government does at welcoming resident involvement	28%	38%	48%	18%	45%	42%
	Overall confidence in Pasco government	23%	47%	58%	34%	35%	49%
	Generally acting in the best interest of the community	33%	29%	69%	38%	46%	45%
	Being honest	21%	48%	60%	34%	47%	53%
	Being open and transparent to the public	23%	30%	62%	15%	37%	54%
	Informing residents about issues facing the community	36%	36%	61%	27%	36%	33%
	Treating all residents fairly	54%	30%	65%	23%	37%	52%
	Treating residents with respect	40%	27%	65%	35%	49%	64%
Overall, how would you rate the quality of the services provided by each of the following?	The City of Pasco	36%	47%	68%	69%	56%	59%
	The Federal Government	32%	44%	40%	21%	23%	44%
Please rate how important, if at all, you think it is for the Pasco community to focus on each of the following in the coming two years.	Overall economic health	88%	83%	89%	93%	78%	99%
	Overall quality of the transportation system	79%	97%	64%	78%	65%	92%
	Overall design or layout of residential and commercial areas	98%	82%	86%	91%	86%	96%
	Overall quality of the utility infrastructure	81%	69%	76%	98%	86%	97%
	Overall feeling of safety	100%	100%	91%	81%	87%	98%
	Overall quality of natural environment	86%	93%	61%	57%	75%	75%
	Overall quality of parks and recreation opportunities	93%	93%	64%	74%	81%	93%
	Overall health and wellness opportunities	93%	100%	61%	71%	62%	99%
	Overall opportunities for education, culture, and the arts	85%	98%	64%	68%	52%	98%
	Residents' connection and engagement with their community	68%	100%	67%	71%	61%	57%
	Short-term rentals (overnight accommodations of less than 30 consecutive days, such as those provided by Airbnb, VRBO, Flip..	43%	94%	56%	52%	54%	73%
	Mental health includes a broad spectrum of social, psychological, emotional, and behavioral traits. Funding resources for the pre..	81%	80%	80%	89%	72%	57%

































	In 2012, Washington voters approved a ballot initiative to regulate, license, and tax the production, processing, and sale o..	19%	72%	41%	49%	60%	73%
In general, how many times do you:	Access the internet from your home	50%	83%	94%	98%	98%	98%
	Access the internet from your cell phone	79%	99%	97%	100%	97%	99%
	Visit social media sites	68%	82%	94%	80%	76%	86%
	Use or check email	71%	100%	92%	100%	99%	100%
	Share your opinions online	38%	24%	34%	27%	39%	44%
	Shop online	0%	40%	55%	53%	69%	52%
	Please rate your overall health.	27%	72%	79%	79%	54%	21%
	What impact, if any, do you think the economy will have on your family income in the next 6 months? Do you think the impact wil..	11%	40%	32%	27%	21%	30%

































Open participation survey results

































This dashboard contains a complete set of responses to each question on the open participation survey. By default, "don't know" responses are excluded, but may be added to the table using the response filter to the right. When a table for a question that only permitted a single response does not total to exactly 100%, it is due to the common practice of percentages being rounded to the nearest whole number.

	In which district of Pasco do you live? (Refer to map above.)	Council District 1		11%
		Council District 2		14%
		Council District 3		24%
		Council District 4		21%
		Council District 5		18%
		Council District 6		11%
		None of these/I don't live in Pasco		1%
Please rate each of the following aspects of quality of life in Pasco.	Pasco as a place to live	Excellent		25%
		Good		39%
		Fair		32%
		Poor		4%
	Your neighborhood as a place to live	Excellent		35%
		Good		42%
		Fair		17%
		Poor		6%
	Pasco as a place to raise children	Excellent		26%
		Good		44%
		Fair		22%
		Poor		8%
	Pasco as a place to work	Excellent		17%
		Good		47%
		Fair		31%
		Poor		5%
	Pasco as a place to visit	Excellent		12%
		Good		36%
		Fair		30%
		Poor		21%
	Pasco as a place to retire	Excellent		23%

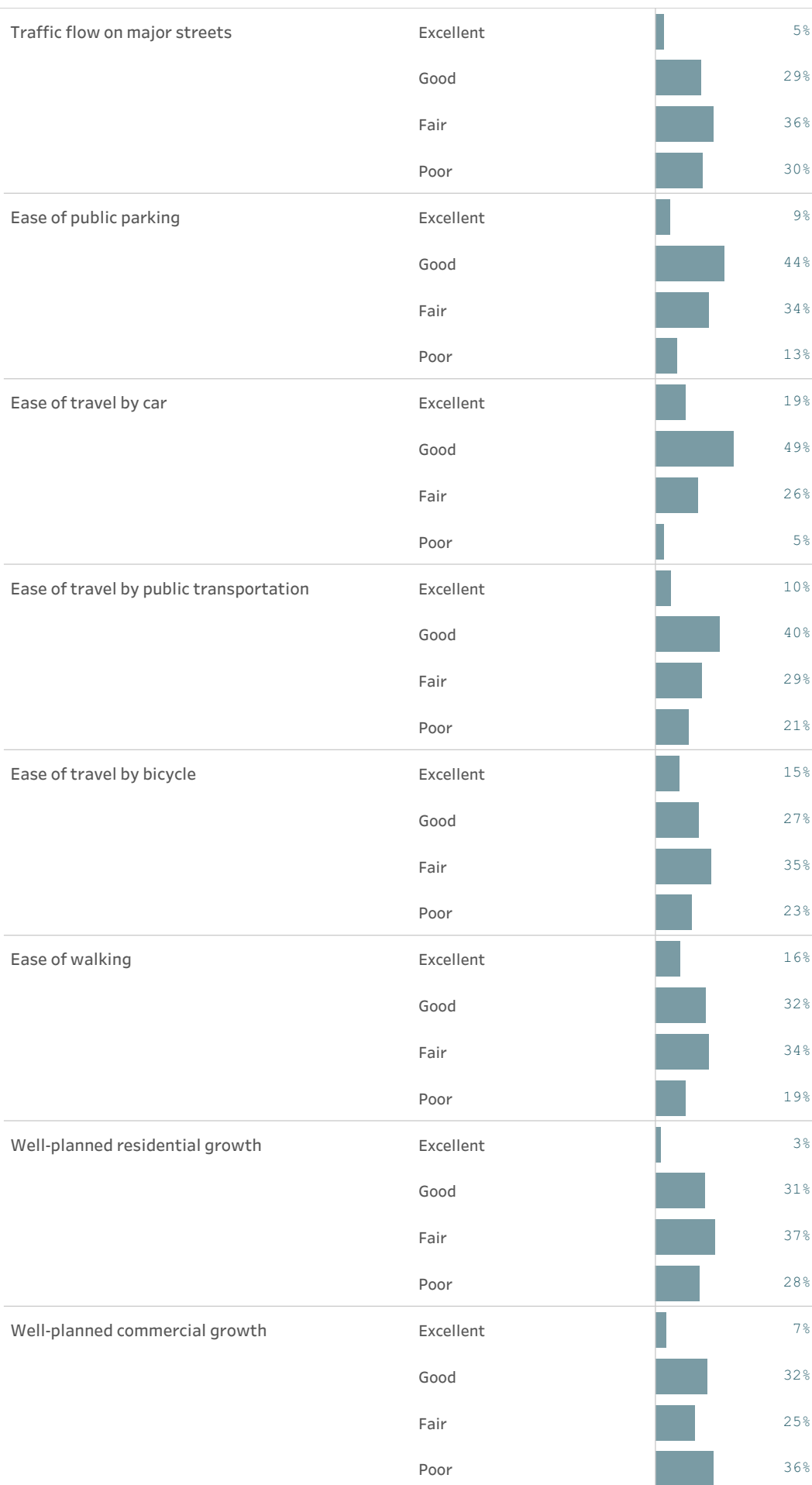
Please rate each of the following aspects of quality of life in Pasco.	Pasco as a place to retire	Good		31%
		Fair		31%
		Poor		14%
	The overall quality of life	Excellent		21%
		Good		51%
		Fair		23%
		Poor		6%
	Sense of community	Excellent		11%
		Good		41%
		Fair		31%
		Poor		16%
Please rate each of the following characteristics as they relate to Pasco as a whole.	Overall economic health	Excellent		11%
		Good		52%
		Fair		30%
		Poor		7%
	Overall quality of the transportation system	Excellent		9%
		Good		37%
		Fair		33%
		Poor		21%
	Overall design or layout of residential and commercial areas	Excellent		4%
		Good		41%
		Fair		32%
		Poor		23%
	Overall quality of the utility infrastructure	Excellent		16%
		Good		59%
		Fair		20%
		Poor		6%
	Overall feeling of safety	Excellent		13%
		Good		35%
		Fair		36%
		Poor		16%
	Overall quality of natural environment	Excellent		11%

Please rate each of the following characteristics as they relate to Pasco as a whole.	Overall quality of natural environment	Good		41%
		Fair		33%
		Poor		15%
	Overall quality of parks and recreation opportunities	Excellent		11%
		Good		38%
		Fair		29%
		Poor		21%
	Overall health and wellness opportunities	Excellent		9%
		Good		38%
		Fair		36%
		Poor		17%
	Overall opportunities for education, culture, and the arts	Excellent		9%
		Good		27%
		Fair		42%
		Poor		23%
	Residents' connection and engagement with their community	Excellent		6%
		Good		19%
		Fair		47%
		Poor		27%
Please indicate how likely or unlikely you are to do each of the following.	Recommend living in Pasco to someone who asks	Very likely		34%
		Somewhat likely		49%
		Somewhat unlikely		9%
		Very unlikely		7%
	Remain in Pasco for the next five years	Very likely		59%
		Somewhat likely		28%
		Somewhat unlikely		5%
		Very unlikely		8%
Please rate how safe or unsafe you feel:	In your neighborhood during the day	Very safe		61%
		Somewhat safe		27%
		Neither safe nor unsafe		7%
		Somewhat unsafe		0%
		Very unsafe		5%

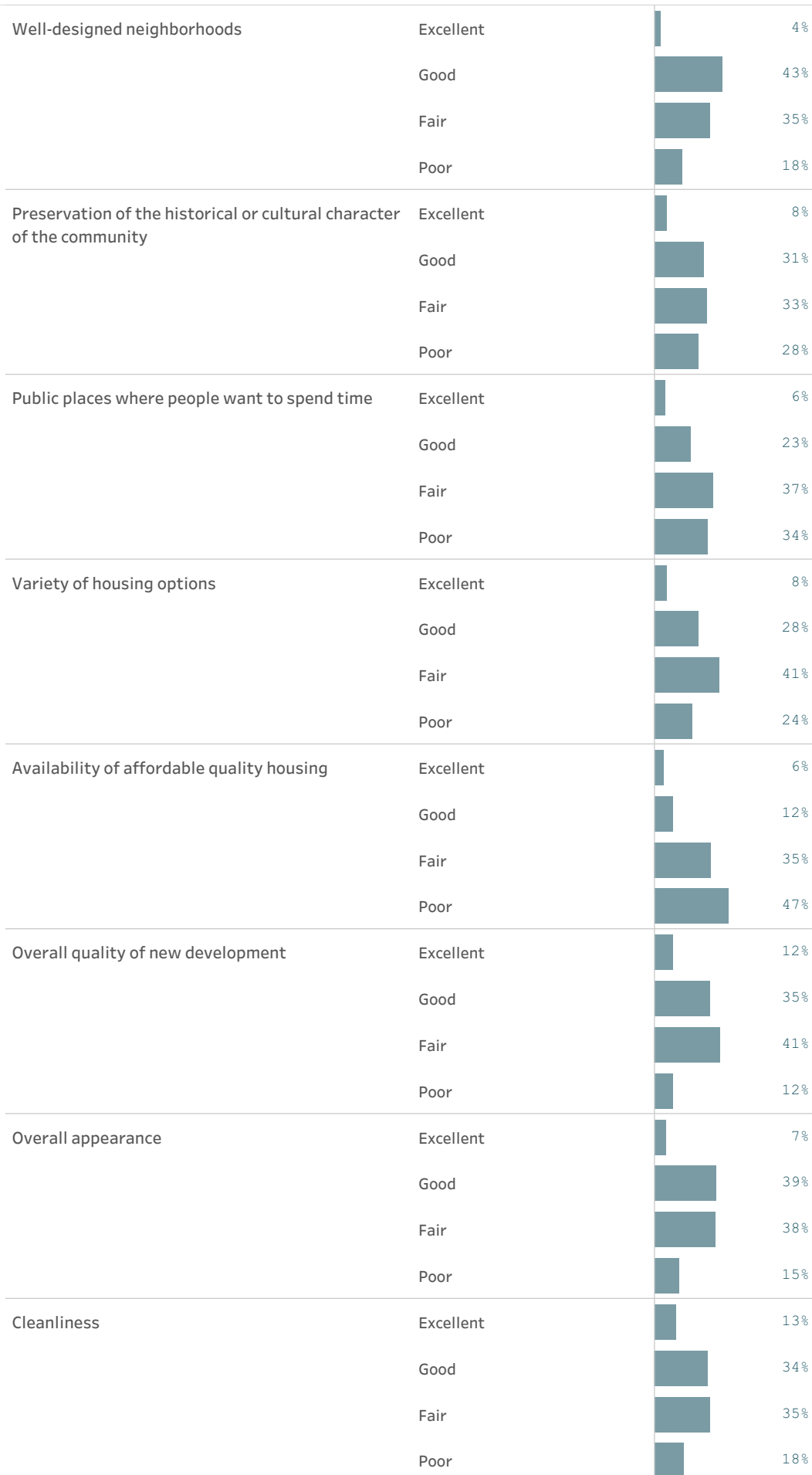
Please rate how safe or unsafe you feel:	In Pasco's downtown/commercial area during the day	Very safe		22%
		Somewhat safe		36%
		Neither safe nor unsafe		13%
		Somewhat unsafe		21%
		Very unsafe		8%
	From property crime	Very safe		15%
		Somewhat safe		42%
		Neither safe nor unsafe		19%
		Somewhat unsafe		17%
		Very unsafe		7%
	From violent crime	Very safe		30%
		Somewhat safe		41%
		Neither safe nor unsafe		14%
		Somewhat unsafe		11%
		Very unsafe		4%
	From fire, flood, or other natural disaster	Very safe		55%
		Somewhat safe		34%
		Neither safe nor unsafe		9%
		Somewhat unsafe		1%
		Very unsafe		1%
Please rate the job you feel the Pasco community does at each of the following.	Making all residents feel welcome	Excellent		10%
		Good		44%
		Fair		35%
		Poor		10%
	Attracting people from diverse backgrounds	Excellent		18%
		Good		43%
		Fair		29%
		Poor		10%
	Valuing/respecting residents from diverse backgrounds	Excellent		21%
		Good		31%
		Fair		34%
		Poor		14%

Please rate the job you feel the Pasco community does at each of the following.	Taking care of vulnerable residents	Excellent		8%
		Good		25%
		Fair		41%
		Poor		26%
Please rate each of the following in the Pasco community.	Overall quality of business and service establishments	Excellent		9%
		Good		53%
		Fair		26%
		Poor		12%
	Variety of business and service establishments	Excellent		6%
		Good		41%
		Fair		33%
		Poor		20%
	Vibrancy of downtown/commercial area	Excellent		4%
		Good		24%
		Fair		37%
		Poor		35%
	Employment opportunities	Excellent		11%
		Good		40%
		Fair		39%
		Poor		10%
	Shopping opportunities	Excellent		4%
		Good		25%
		Fair		34%
		Poor		38%
	Cost of living	Excellent		10%
		Good		23%
		Fair		52%
		Poor		15%
	Overall image or reputation	Excellent		8%
		Good		34%
		Fair		34%
		Poor		23%

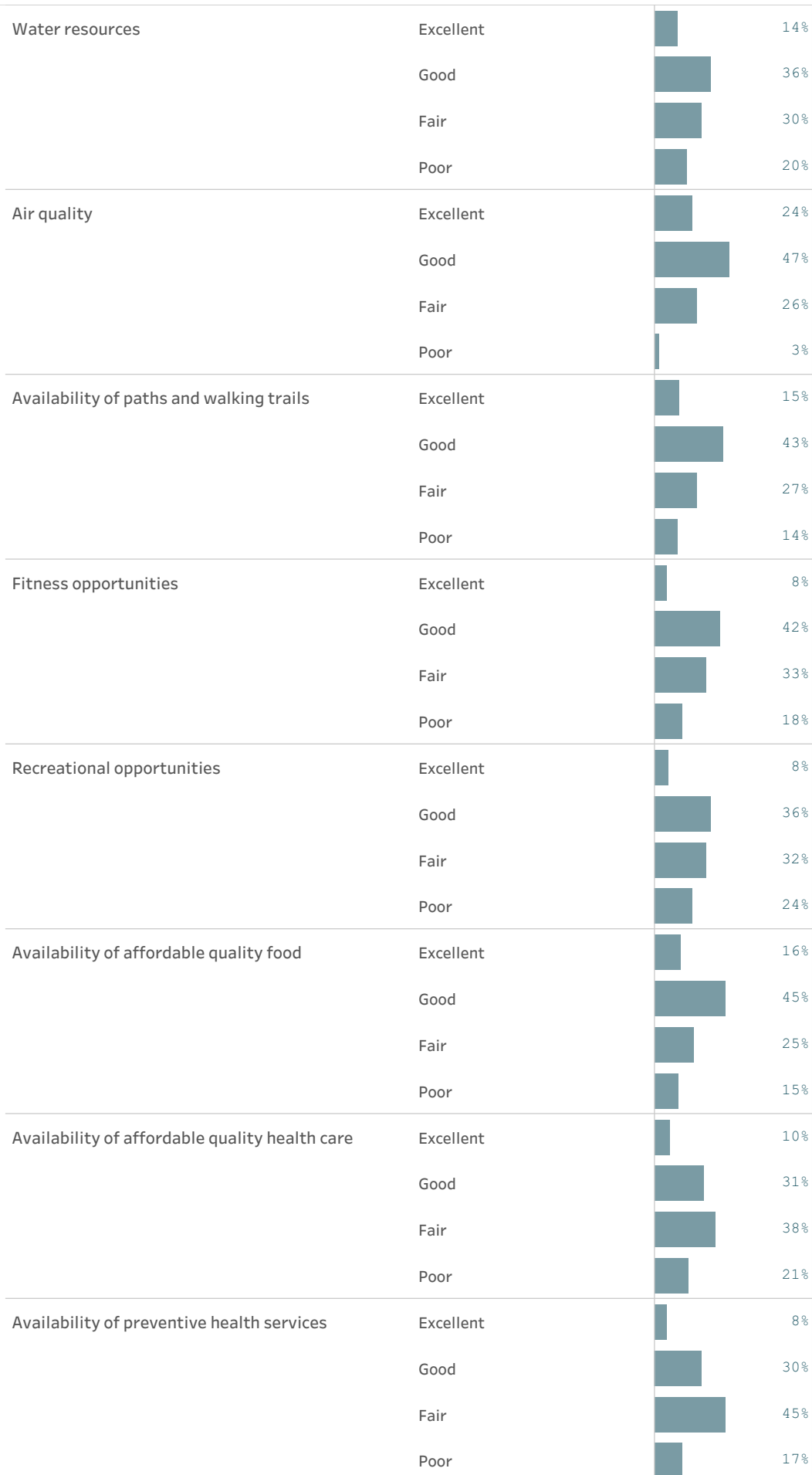
Please also rate each of the following in the Pasco community.



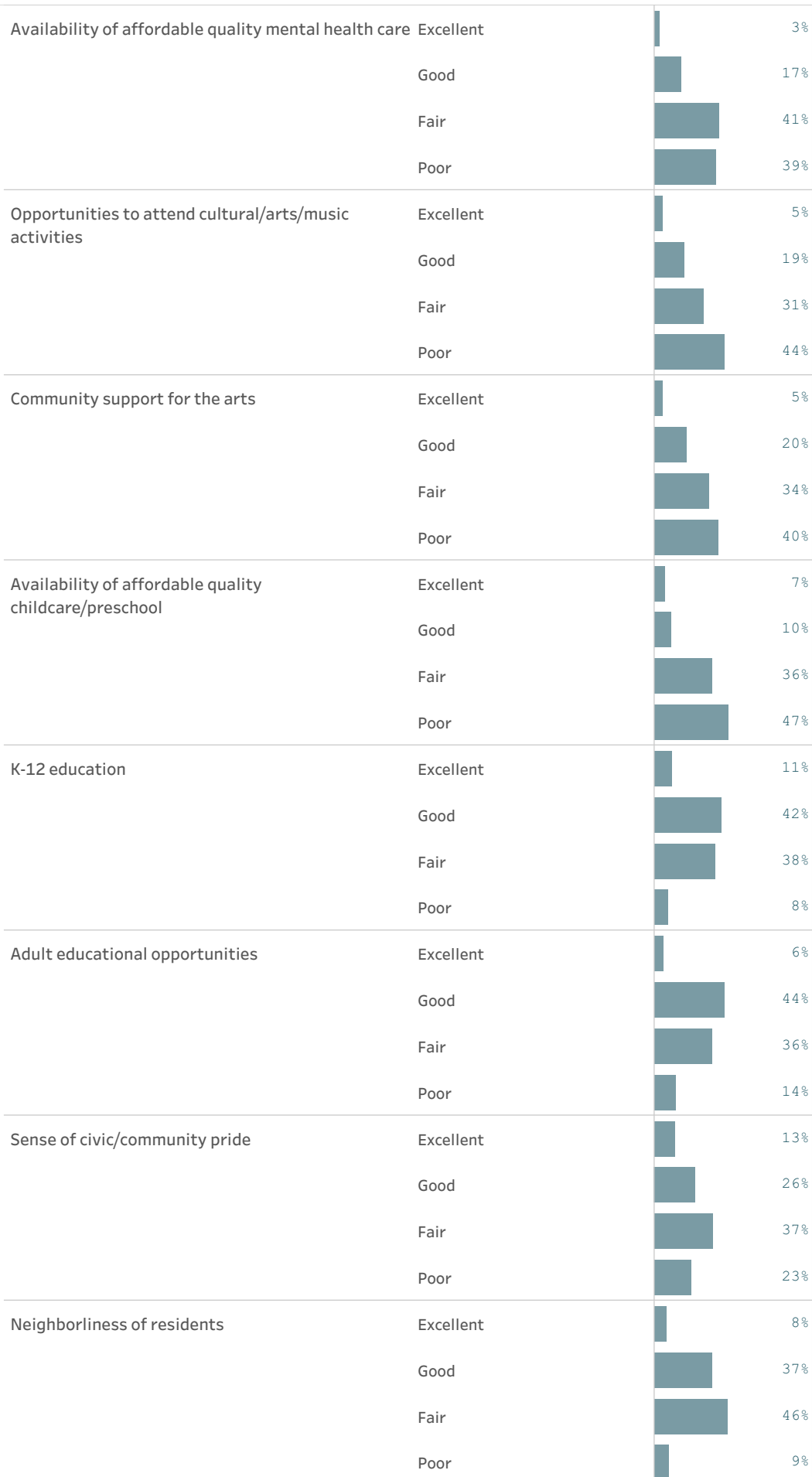
Please also rate each of the following in the Pasco community.



































































Please also rate each of the following in the Pasco community.



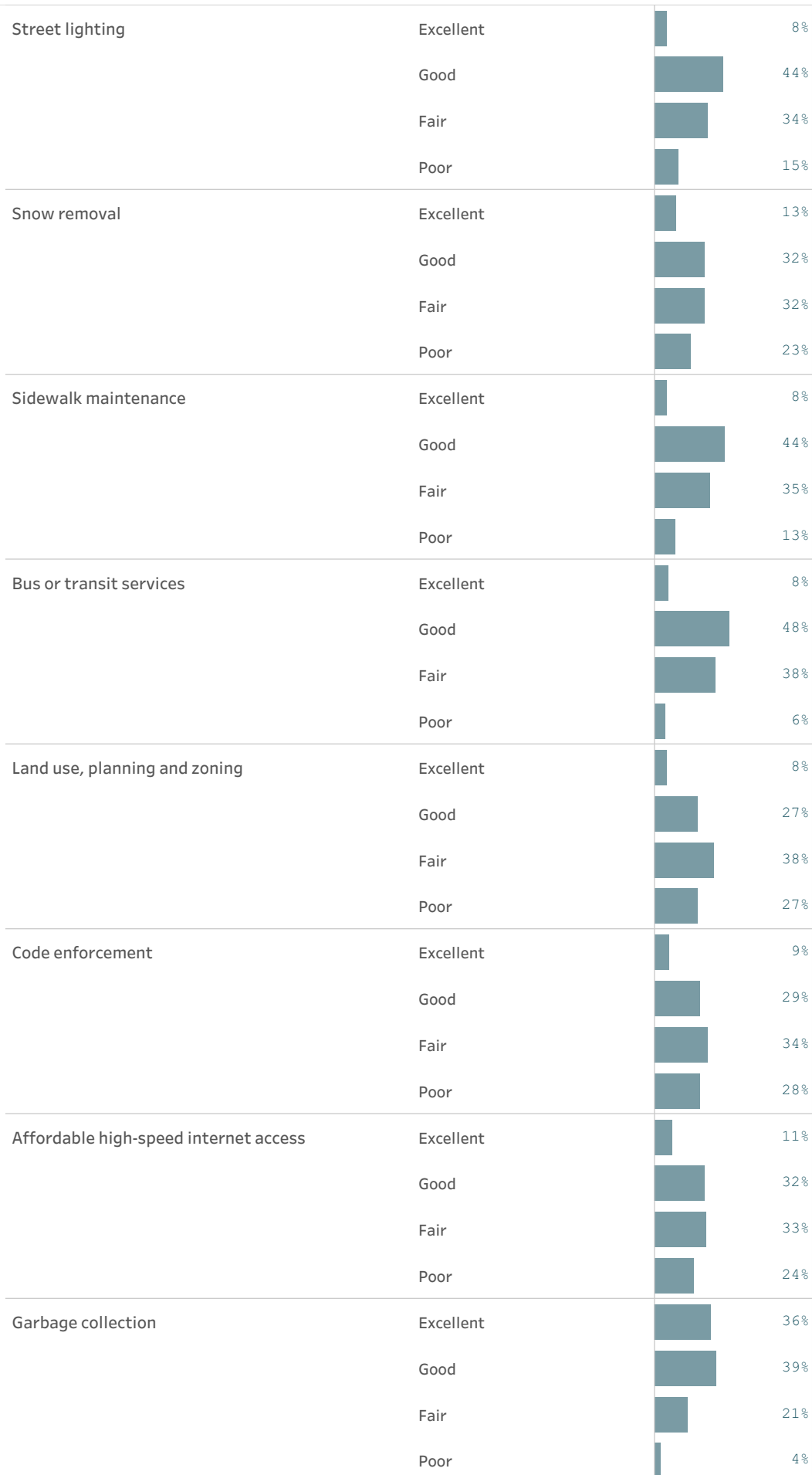
Please also rate each of the following in the Pasco community.



































Please also rate each of the following in the Pasco community.	Opportunities to participate in social events and activities	Excellent		7%
		Good		26%
		Fair		33%
		Poor		35%
	Opportunities to attend special events and festivals	Excellent		12%
		Good		24%
		Fair		37%
		Poor		28%
	Opportunities to volunteer	Excellent		11%
		Good		37%
		Fair		37%
		Poor		15%
	Opportunities to participate in community matters	Excellent		11%
		Good		29%
		Fair		37%
		Poor		24%
	Openness and acceptance of the community toward people of diverse backgrounds	Excellent		21%
		Good		36%
		Fair		31%
		Poor		12%
Please indicate whether or not you have done each of the following in the last 12 months.	Contacted the City of Pasco for help or information	No		44%
		Yes		56%
	Contacted Pasco elected officials to express your opinion	No		74%
		Yes		26%
	Attended a local public meeting	No		72%
		Yes		28%
	Watched a local public meeting	No		40%
		Yes		60%
	Volunteered your time to some group/activity	No		62%
		Yes		38%
	Campaigned or advocated for a local issue, cause, or candidate	No		70%
		Yes		30%

Please indicate whether or not you have done each of the following in the last 12 months.	Voted in your most recent local election	No		26%
		Yes		74%
	Used public transportation instead of driving	No		86%
		Yes		14%
	Carpooled with other adults or children instead of driving alone	No		50%
		Yes		50%
	Walked or biked instead of driving	No		52%
		Yes		48%
Please rate the quality of each of the following services in Pasco.	Public information services	Excellent		12%
		Good		34%
		Fair		37%
		Poor		17%
	Economic development	Excellent		11%
		Good		40%
		Fair		34%
		Poor		14%
	Traffic enforcement	Excellent		9%
		Good		40%
		Fair		33%
		Poor		18%
	Traffic signal timing	Excellent		8%
		Good		38%
		Fair		33%
		Poor		20%
	Street repair	Excellent		5%
		Good		37%
		Fair		37%
		Poor		20%
	Street cleaning	Excellent		9%
		Good		47%
		Fair		30%
		Poor		15%

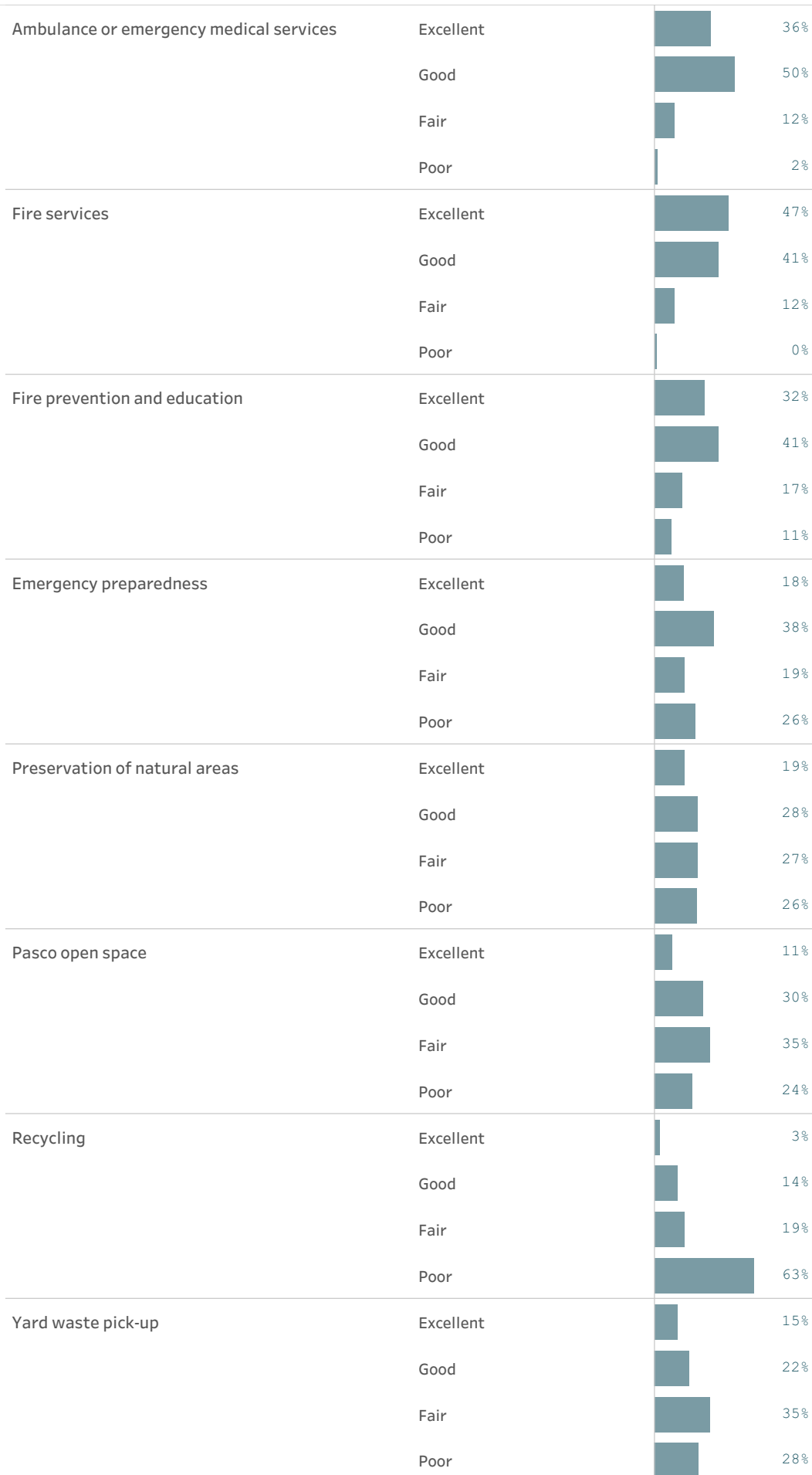
Please rate the quality of each of the following services in Pasco.



































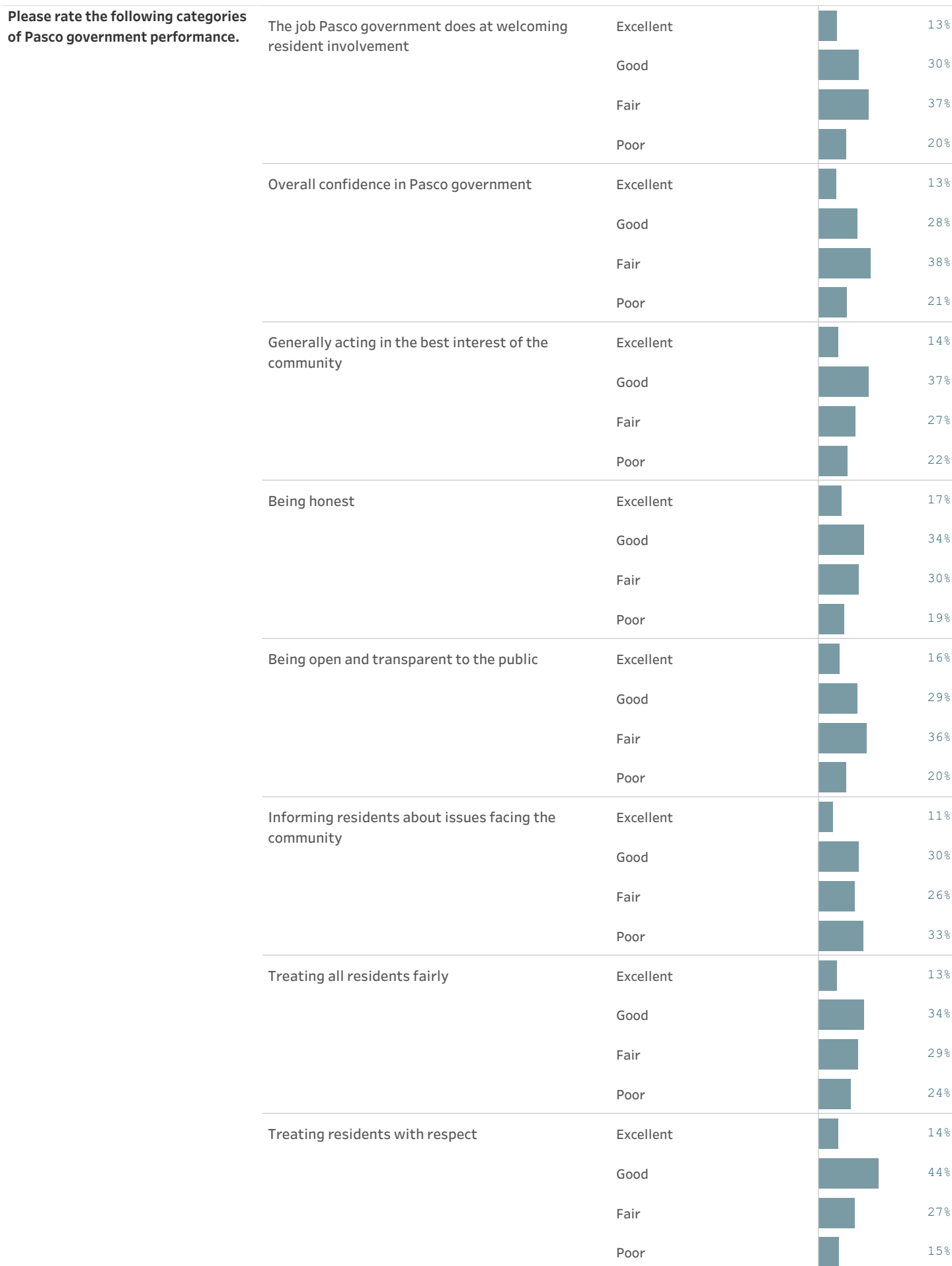
Please rate the quality of each of the following services in Pasco.

































Drinking water	Excellent		34%
	Good		33%
	Fair		24%
	Poor		8%
Sewer services	Excellent		31%
	Good		48%
	Fair		17%
	Poor		4%
Storm water management	Excellent		31%
	Good		40%
	Fair		23%
	Poor		6%
Power (electric and/or gas) utility	Excellent		34%
	Good		42%
	Fair		23%
	Poor		2%
Utility billing	Excellent		27%
	Good		40%
	Fair		24%
	Poor		9%
Police/Sheriff services	Excellent		33%
	Good		37%
	Fair		18%
	Poor		12%
Crime prevention	Excellent		20%
	Good		39%
	Fair		28%
	Poor		13%
Animal control	Excellent		8%
	Good		42%
	Fair		22%
	Poor		28%

































Please rate the quality of each of the following services in Pasco.



Please rate the quality of each of the following services in Pasco.	City parks	Excellent		14%
		Good		27%
		Fair		31%
		Poor		28%
	Recreation programs or classes	Excellent		8%
		Good		28%
		Fair		34%
		Poor		30%
	Recreation centers or facilities	Excellent		6%
		Good		30%
		Fair		31%
		Poor		33%
	Health services	Excellent		7%
		Good		32%
		Fair		47%
		Poor		14%
	Public library services	Excellent		27%
		Good		42%
		Fair		19%
		Poor		12%
	Overall customer service by Pasco employees	Excellent		22%
		Good		44%
		Fair		26%
		Poor		8%
Please rate the following categories of Pasco government performance.	The value of services for the taxes paid to Pasco	Excellent		9%
		Good		34%
		Fair		33%
		Poor		24%
	The overall direction that Pasco is taking	Excellent		14%
		Good		37%
		Fair		28%
		Poor		21%



Overall, how would you rate the quality of the services provided by each of the following?	The City of Pasco	Excellent		18%
		Good		43%
		Fair		29%
		Poor		11%
	The Federal Government	Excellent		2%
		Good		30%
		Fair		42%
		Poor		26%
Please rate how important, if at all, you think it is for the Pasco community to focus on each of the following in the coming two years.	Overall economic health	Essential		51%
		Very important		42%
		Somewhat important		7%
	Overall quality of the transportation system	Essential		38%
		Very important		41%
		Somewhat important		16%
		Not at all important		5%
	Overall design or layout of residential and commercial areas	Essential		47%
		Very important		43%
		Somewhat important		7%
		Not at all important		3%
	Overall quality of the utility infrastructure	Essential		47%
		Very important		40%
		Somewhat important		13%
		Not at all important		0%
	Overall feeling of safety	Essential		60%
		Very important		38%
		Somewhat important		2%
		Not at all important		0%
	Overall quality of natural environment	Essential		32%
		Very important		44%
		Somewhat important		22%
		Not at all important		2%
	Overall quality of parks and recreation opportunities	Essential		40%

Please rate how important, if at all, you think it is for the Pasco community to focus on each of the following in the coming two years.	Overall quality of parks and recreation opportunities	Very important		45%
		Somewhat important		16%
		Not at all important		0%
	Overall health and wellness opportunities	Essential		43%
		Very important		42%
		Somewhat important		13%
		Not at all important		2%
	Overall opportunities for education, culture, and the arts	Essential		46%
		Very important		33%
		Somewhat important		19%
		Not at all important		2%
	Residents' connection and engagement with their community	Essential		41%
		Very important		35%
		Somewhat important		22%
		Not at all important		2%
	Short-term rentals (overnight accommodations of less than 30 consecutive days, such as those provided by Airbnb, VRBO, FlipKey, etc.) are not currently permitted in Pasco. The City is considering creating an inspection program to manage short-term rentals, which would require hiring additional City staff to complete inspection..	Strongly support		46%
		Somewhat support		32%
		Somewhat oppose		8%
		Strongly oppose		14%
	Mental health includes a broad spectrum of social, psychological, emotional, and behavioral traits. Funding resources for the prevention and/or treatment for conditions such as substance abuse or mental illness remains limited. Please indicate how much you would support or oppose a one-tenth of a percent sales tax to fund additional mental he..	Strongly support		60%
		Somewhat support		24%
		Somewhat oppose		7%
		Strongly oppose		9%
	In 2012, Washington voters approved a ballot initiative to regulate, license, and tax the production, processing, and sale of marijuana. Local jurisdictions have the option to prohibit or designate zones for state-licensed marijuana businesses. These businesses are currently prohibited in the city of Pasco. Council is now cons..	Strongly support		58%
		Somewhat support		10%
		Somewhat oppose		10%
		Strongly oppose		22%
In general, how many times do you:	Access the internet from your home	Several times a day		85%
		Once a day		5%
		A few times a week		5%
		Every few weeks		3%
		Less often or never		1%

In general, how many times do you:	Access the internet from your cell phone	Several times a day	<div><div></div></div>	97%
		Once a day	<div><div></div></div>	2%
		Every few weeks	<div><div></div></div>	0%
		Less often or never	<div><div></div></div>	0%
		Visit social media sites	Several times a day	<div><div></div></div>
	Once a day		<div><div></div></div>	19%
	A few times a week		<div><div></div></div>	1%
	Every few weeks		<div><div></div></div>	0%
	Less often or never		<div><div></div></div>	1%
	Use or check email	Several times a day	<div><div></div></div>	80%
		Once a day	<div><div></div></div>	16%
		A few times a week	<div><div></div></div>	4%
	Share your opinions online	Several times a day	<div><div></div></div>	15%
		Once a day	<div><div></div></div>	6%
		A few times a week	<div><div></div></div>	23%
		Every few weeks	<div><div></div></div>	9%
		Less often or never	<div><div></div></div>	47%
	Shop online	Several times a day	<div><div></div></div>	23%
		Once a day	<div><div></div></div>	8%
		A few times a week	<div><div></div></div>	41%
		Every few weeks	<div><div></div></div>	22%
		Less often or never	<div><div></div></div>	6%
Please rate your overall health.	Excellent	<div><div></div></div>	25%	
	Very good	<div><div></div></div>	43%	
	Good	<div><div></div></div>	29%	
	Fair	<div><div></div></div>	3%	
	Poor	<div><div></div></div>	1%	
What impact, if any, do you think the economy will have on your family income in the next 6 months? Do you think the impact will be:	Very positive	<div><div></div></div>	13%	
	Somewhat positive	<div><div></div></div>	28%	
	Neutral	<div><div></div></div>	33%	
	Somewhat negative	<div><div></div></div>	20%	
	Very negative	<div><div></div></div>	6%	

How many years have you lived in Pasco?		Less than 2 years	<div></div>	9%	
		2-5 years	<div></div>	12%	
		6-10 years	<div></div>	12%	
		11-20 years	<div></div>	17%	
		More than 20 years	<div></div>	49%	
Which best describes the building you live in?		One family house detached from any other houses	<div></div>	67%	
		Building with two or more homes (duplex, townhome, apartment, etc.)	<div></div>	28%	
		Mobile home	<div></div>	1%	
		Other	<div></div>	5%	
Do you rent or own your home?		Rent	<div></div>	31%	
		Own	<div></div>	69%	
About how much is your monthly housing cost for the place you live (including rent, mortgage payment, property tax, property insurance, and homeowners' association (HOA) fees)?	About how much is your monthly housing cost for the place you live (including rent, mortgage payment, property tax, property insurance and homeowners' association (HOA) fees)?	Less than \$500	<div></div>	8%	
		\$500 to \$999	<div></div>	17%	
		\$1,000 to \$1,499	<div></div>	35%	
		\$1,500 to \$1,999	<div></div>	24%	
		\$2,000 to \$2,499	<div></div>	10%	
		\$2,500 to \$2,999	<div></div>	4%	
		\$3,000 to \$3,499	<div></div>	2%	
		\$3,500 or more	<div></div>	0%	
		Do any children 17 or under live in your household?	No	<div></div>	55%
			Yes	<div></div>	45%
Are you or any other members of your household aged 65 or older?		No	<div></div>	75%	
		Yes	<div></div>	25%	
How much do you anticipate your household's total income before taxes will be for the current year? (Please include in your total income money from all sources for all persons living in your household.)		Less than \$25,000	<div></div>	4%	
		\$25,000 to \$49,999	<div></div>	27%	
		\$50,000 to \$74,999	<div></div>	16%	
		\$75,000 to \$99,999	<div></div>	19%	
		\$100,000 to \$149,999	<div></div>	19%	
		\$150,000 or more	<div></div>	15%	
Are you Spanish, Hispanic, or Latino?	Are you Spanish, Hispanic or Latino?	No, not Spanish, Hispanic, or Latino	<div></div>	51%	
		Yes, I consider myself to be Spanish, Hispanic, or Latino	<div></div>	49%	
What is your race? (Mark one or more races to indicate what race you consider yourself to be.)		American Indian or Alaskan Native	<div></div>	1%	

