



City of  
**Pasco**

## Building Division

525 N 3<sup>rd</sup> Ave, Pasco, WA 99301

P: 509.543.5726

[www.pasco-wa.gov](http://www.pasco-wa.gov) | [permittech@pasco-wa.gov](mailto:permittech@pasco-wa.gov)

## Building Permits Pasco Municipal Code: Title 16

The Building Department is accepting submittals via email. Send your Complete Submittal to:  
[permittech@pasco-wa.gov](mailto:permittech@pasco-wa.gov)

When submitting this way, be sure to provide the projects site address as the email subject and attach your files to the email in PDF format.

If your files are greater than 30 MB, you can use our Online File Transfer System:  
<https://pascofileshare.com/filedrop/permittech@pasco-wa.gov>

### Submittal Checklist for:

#### **Patio Cover, Deck, Carport and Pergola (attached or detached to home)**

- ☐ Residential Permit Application
- ☐ Complete Site Plan/Plot Map (see example)
- ☐ Complete Construction Details; such as:
  - footing size
  - post size
  - distance between posts
  - beam size
  - rafter size
  - ledger size
  - overall dimension
  - etc...

**Building Division**525 N 3<sup>rd</sup> Ave, Pasco, WA 99301

P: 509.543.5726

[www.pasco-wa.gov](http://www.pasco-wa.gov) | [permittech@pasco-wa.gov](mailto:permittech@pasco-wa.gov)**FOR STAFF USE ONLY****PERMIT #****Residential Construction Permit Application**

<b>Site Address:</b>		<b>Project/Construction Valuation:</b> \$																								
<b>Parcel No.:</b>	<b>Number of Units:</b>	<b>Sq. Ft. of Area Being Modified:</b>																								
<b>Applicant is (check one):</b> <input type="checkbox"/> <b>Owner</b> <input type="checkbox"/> <b>Contractor</b> <input type="checkbox"/> <b>Architect</b> <input type="checkbox"/> <b>Other:</b> _____																										
<b>Legal Property Owner:</b>		<b>Phone No.:</b>																								
<b>Mailing Address:</b>		<b>Email:</b>																								
<b>Contractor:</b>		<b>Phone No.:</b>																								
<b>Address:</b>		<b>Email:</b>																								
<b>State Contractors License #:</b>		<b>Pasco Business License #:</b>																								
<b>Architect/Designer:</b>		<b>Phone No.:</b>																								
<b>Address:</b>		<b>Email:</b>																								
<b>Description of Work</b> (select multiple items if applicable): <table border="0"><tr><td><input type="checkbox"/> Addition to Garage</td><td><input type="checkbox"/> Hot Tub</td><td><input type="checkbox"/> Sewer Connection</td></tr><tr><td><input type="checkbox"/> Addition to Home</td><td><input type="checkbox"/> Mechanical</td><td><input type="checkbox"/> Shed</td></tr><tr><td><input type="checkbox"/> Concrete/Flat Work</td><td><input type="checkbox"/> Patio Cover</td><td><input type="checkbox"/> Siding Replacement</td></tr><tr><td><input type="checkbox"/> Deck</td><td><input type="checkbox"/> Pergola</td><td><input type="checkbox"/> Stucco (Provide Stucco Type Below)</td></tr><tr><td><input type="checkbox"/> Demolition</td><td><input type="checkbox"/> Plumbing</td><td><input type="checkbox"/> Swimming Pool (depth greater than 24")</td></tr><tr><td><input type="checkbox"/> Detached Garage/Shop</td><td><input type="checkbox"/> Remodel/Renovation</td><td><input type="checkbox"/> Water Connection</td></tr><tr><td><input type="checkbox"/> Fence</td><td><input type="checkbox"/> Roof (Provide Roof Type Below)</td><td><input type="checkbox"/> Window/Door Replacement</td></tr><tr><td colspan="3"><input type="checkbox"/> Other (Use description box below)</td></tr></table> <b>If connected to septic system provide location of septic tank, drain field and secondary field. Information must be obtained from the Benton/Franklin Health Department.</b>			<input type="checkbox"/> Addition to Garage	<input type="checkbox"/> Hot Tub	<input type="checkbox"/> Sewer Connection	<input type="checkbox"/> Addition to Home	<input type="checkbox"/> Mechanical	<input type="checkbox"/> Shed	<input type="checkbox"/> Concrete/Flat Work	<input type="checkbox"/> Patio Cover	<input type="checkbox"/> Siding Replacement	<input type="checkbox"/> Deck	<input type="checkbox"/> Pergola	<input type="checkbox"/> Stucco (Provide Stucco Type Below)	<input type="checkbox"/> Demolition	<input type="checkbox"/> Plumbing	<input type="checkbox"/> Swimming Pool (depth greater than 24")	<input type="checkbox"/> Detached Garage/Shop	<input type="checkbox"/> Remodel/Renovation	<input type="checkbox"/> Water Connection	<input type="checkbox"/> Fence	<input type="checkbox"/> Roof (Provide Roof Type Below)	<input type="checkbox"/> Window/Door Replacement	<input type="checkbox"/> Other (Use description box below)		
<input type="checkbox"/> Addition to Garage	<input type="checkbox"/> Hot Tub	<input type="checkbox"/> Sewer Connection																								
<input type="checkbox"/> Addition to Home	<input type="checkbox"/> Mechanical	<input type="checkbox"/> Shed																								
<input type="checkbox"/> Concrete/Flat Work	<input type="checkbox"/> Patio Cover	<input type="checkbox"/> Siding Replacement																								
<input type="checkbox"/> Deck	<input type="checkbox"/> Pergola	<input type="checkbox"/> Stucco (Provide Stucco Type Below)																								
<input type="checkbox"/> Demolition	<input type="checkbox"/> Plumbing	<input type="checkbox"/> Swimming Pool (depth greater than 24")																								
<input type="checkbox"/> Detached Garage/Shop	<input type="checkbox"/> Remodel/Renovation	<input type="checkbox"/> Water Connection																								
<input type="checkbox"/> Fence	<input type="checkbox"/> Roof (Provide Roof Type Below)	<input type="checkbox"/> Window/Door Replacement																								
<input type="checkbox"/> Other (Use description box below)																										
<b>Provide a detailed description of the scope of work:</b>																										

I certify the information furnished by me is true and correct and that I am the owner of the subject property or I have been given express permission by the owner of the subject property, to submit this application for permit. I will comply with all provisions of law, code and ordinances governing this type of construction work, including state contractor registration laws. I understand that, once accepted, this permit application is valid for 30 days. If the permit is not obtained within 30 days, the permit application and all submitted building and site plans will be discarded.

Applicant Name (Please Print) \_\_\_\_\_

Applicant Name Signature \_\_\_\_\_ Date \_\_\_\_\_



### **SITE PLAN CHECKLIST – RESIDENTIAL DEVELOPMENT**

Site Plans are required for City of Pasco Permit Applications for additions or accessory structures such as: sheds, decks, patio covers, concrete areas, etc...

**At minimum,** all of these items must be shown to be accepted for review and approval. Please note that further detail may be required as part of the review process.

- ☐ Property lines;
- ☐ Location and dimensions (including height) of all proposed improvements;
- ☐ Proposed setbacks (a setback is the distance from a structure to a property line);
- ☐ Street address and names of adjoining streets;
- ☐ Location of all existing structures; structures must be labeled
- ☐ Location of sidewalks;
- ☐ Location of utilities on the site and in the adjoining right-of-way. Utilities include water meter boxes, irrigation valves and fire hydrants.

### **PARCEL INFORMATION INTERNET LINKS**

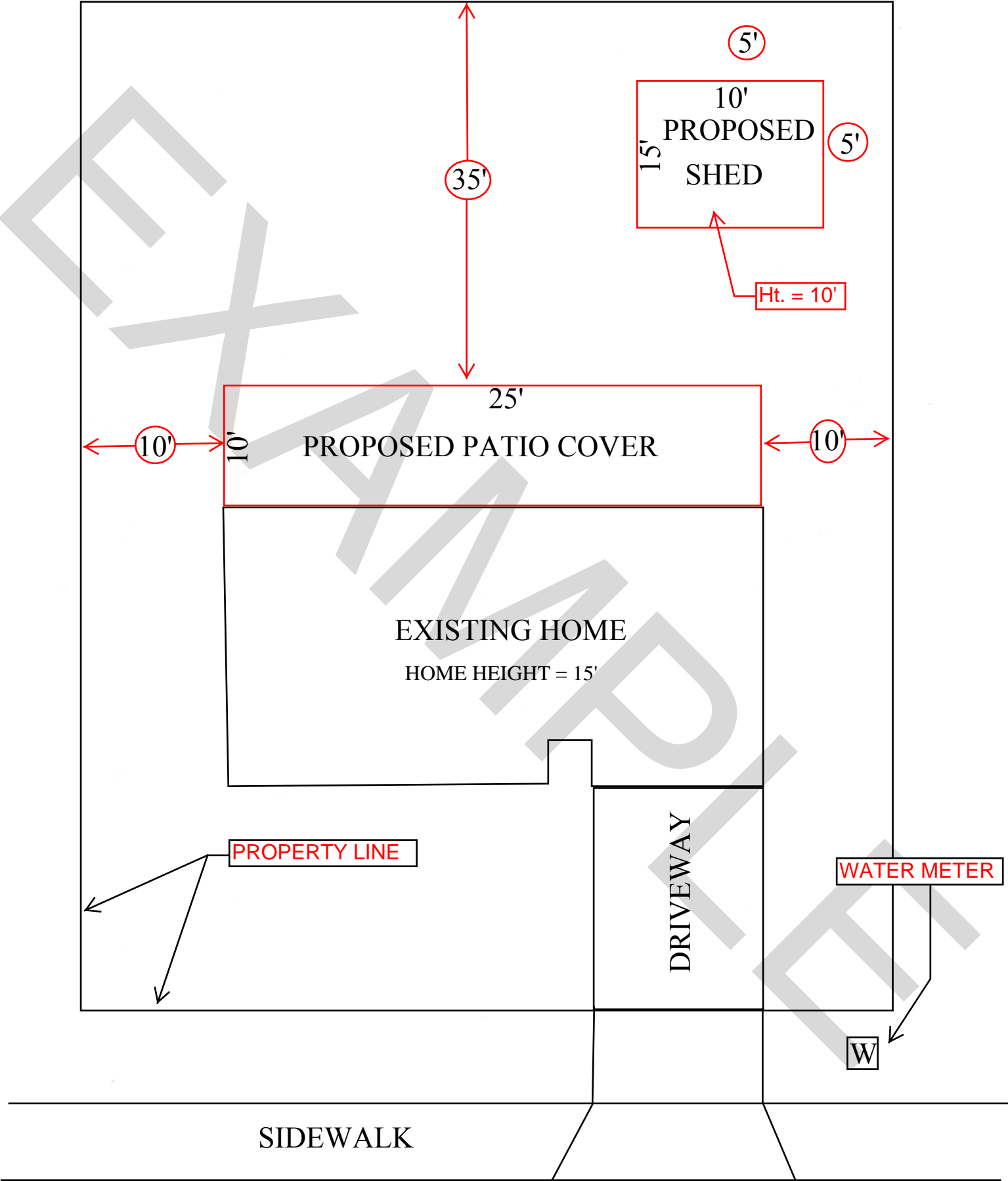
The following links can be used for obtaining parcel information to develop accurate site plans:

- <http://franklinwa.mapsifter.com/default.aspx?parcel=> (add your parcel number without hyphens/dashes here)
- <http://gis.co.franklin.wa.us/online/>  
(click on your parcel to be directed to taxsifter information)

SEE EXAMPLE BELOW

SITE PLAN EXAMPLE ONLY

(dimensions and setbacks called out on this example are only an example)





City of  
**Pasco**

**Building Division**

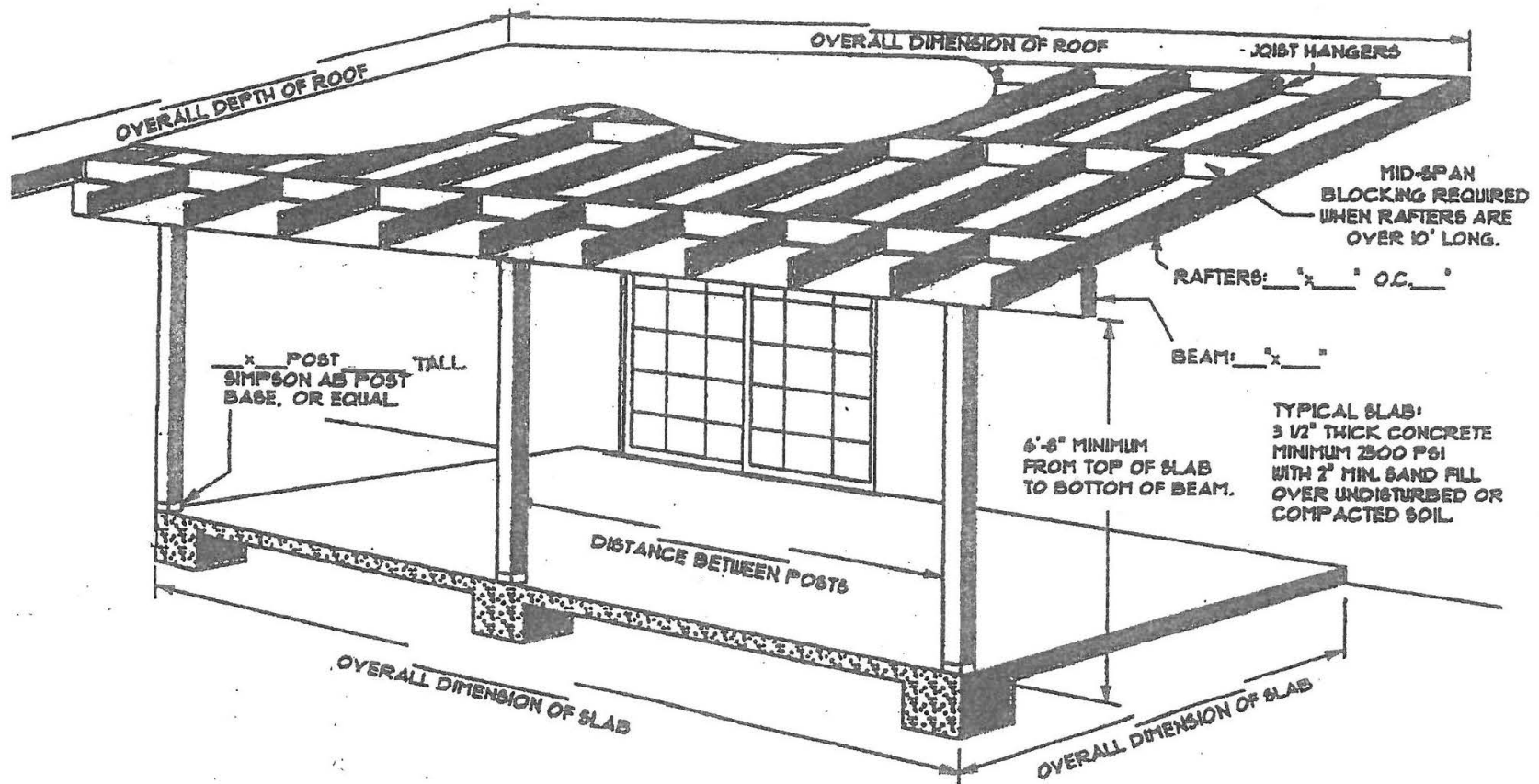
525 N 3<sup>rd</sup> Ave, Pasco, WA 99301

P: 509.543.5726

[www.pasco-wa.gov](http://www.pasco-wa.gov) | [permittech@pasco-wa.gov](mailto:permittech@pasco-wa.gov)

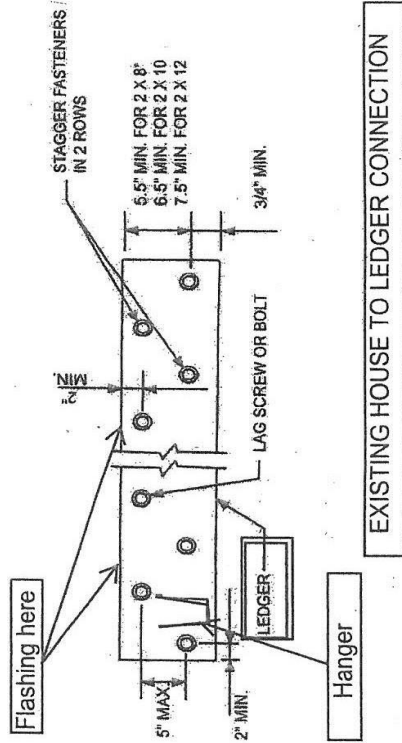
## PATIO COVERS

RAFTER TAIL ATTACHMENTS NOT ALLOWED



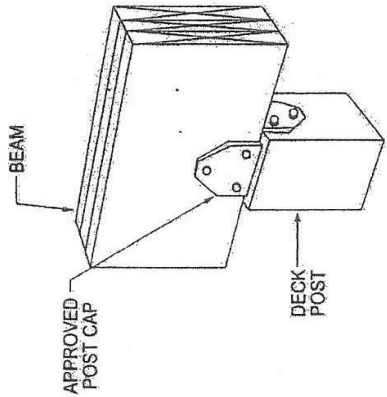
EXPOSED WOOD OR WOOD IN CONTACT WITH SOIL OR CONCRETE SHALL BE PRESSURE-PRESERVATIVE TREATED. R317.1

SEE REVERSE SIDE →



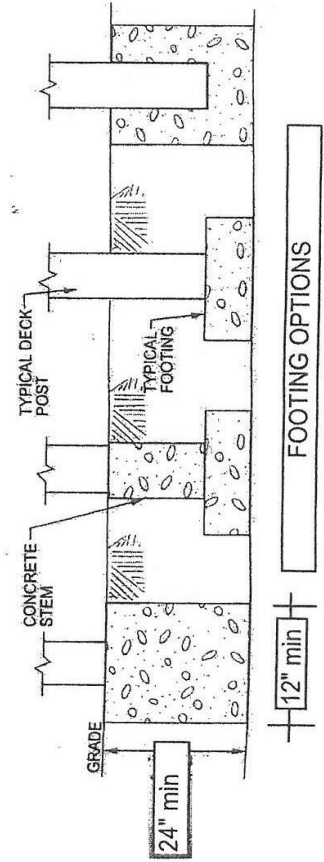
LEDGER CONNECTION WITH GALVANIZED FASTENERS TO EXISTING HOUSE

MINIMUM END AND EDGE DISTANCES AND SPACING BETWEEN ROWS				
	TOP EDGE	BOTTOM EDGE	ENDS	ROW SPACING
Ledger <sup>a</sup>	2 inches <sup>d</sup>	3/4 inch	2 inches <sup>b</sup>	15/16 inches <sup>b</sup>
Band Joist <sup>c</sup>	3/4 inch	2 inches	2 inches <sup>b</sup>	1 1/4 inches <sup>b</sup>



PATIO AND DECK POST	
SIZE	MAXIMUM HEIGHT
4 x 4	8'
4 x 6	8'
6 x 6	14'

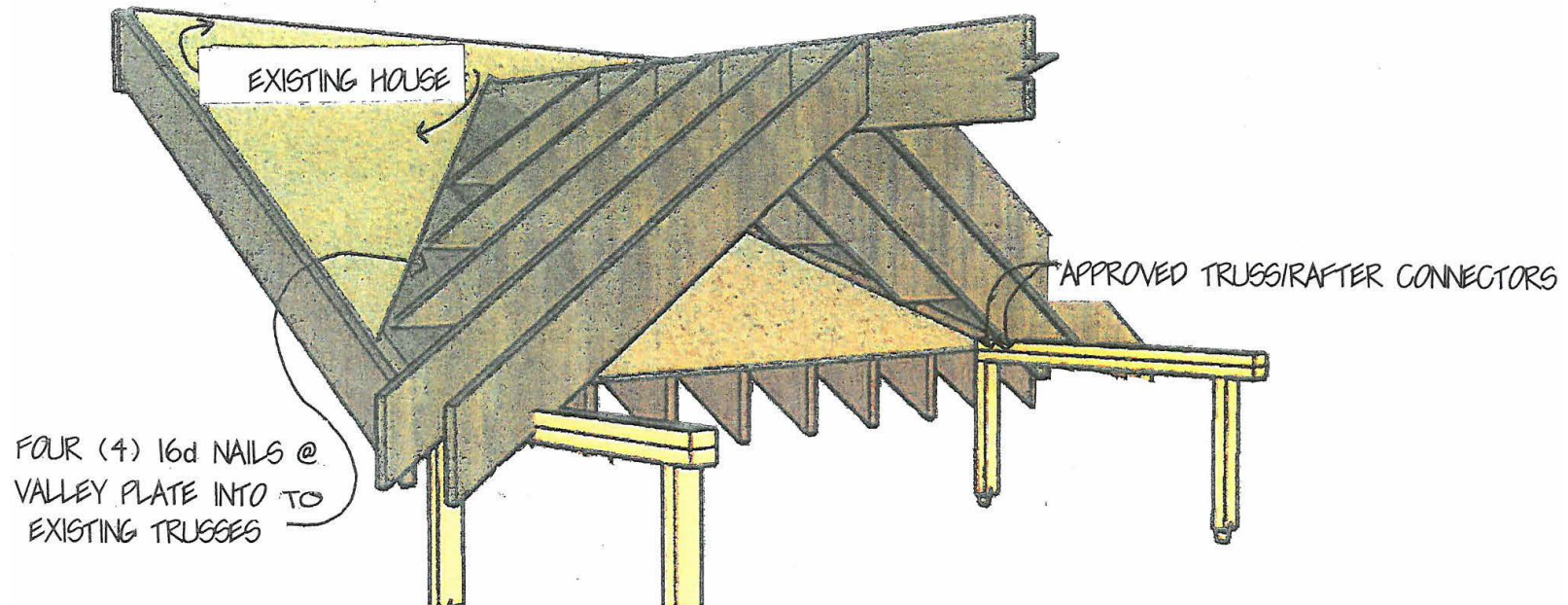
POST TO BEAM CONNECTION







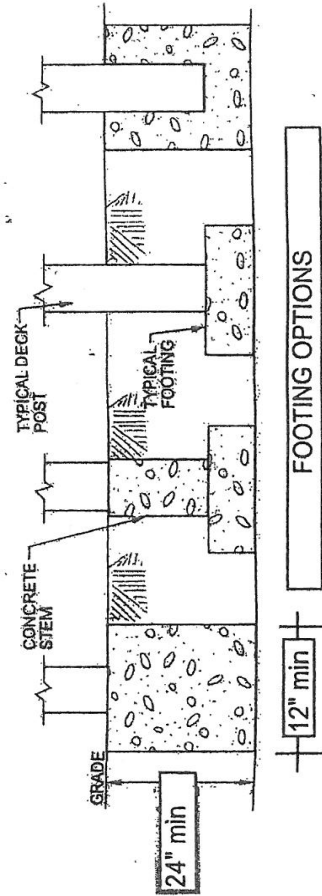
## OVERFRAME PATIO COVERS



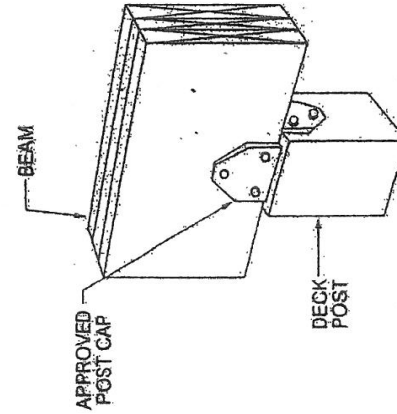
EXPOSED WOOD OR WOOD IN CONTACT WITH SOIL OR CONCRETE SHALL BE  
PRESSURE-PRESERVATIVE TREATED. R317.1

SEE REVERSE SIDE →

RAFTER SIZE \_\_\_\_\_ X \_\_\_\_\_  
RAFTER SPAN \_\_\_\_\_  
RAFTER SPACING \_\_\_\_\_  
SUPPORT BEAM SIZE \_\_\_\_\_  
SUPPORT BEAM SPAN \_\_\_\_\_



EXPOSED WOOD OR WOOD IN CONTACT WITH SOIL OR CONCRETE SHALL BE PRESSURE-PRESERVATIVE TREATED. R317.1



POST TO BEAM CONNECTION

PATIO AND DECK POST	
SIZE	MAXIMUM HEIGHT
4" x 4"	8'
4" x 6"	8'
6" x 6"	14'